

TO: Kristina Doan, ISBE
 Ann Freiburg, IDHS
 Colleen Cunningham, IDHS
 Jennifer Grissom, IDHS
 All CFC Managers
 Andria Goss, Cook County DCFS
 Davette Clark-Johnson, CPS
 Kelsey Badger, Erikson Institute’s DCFS Intact Program
 Allison Lowe-Fotos, Ounce of Prevention Fund
 Carmen Garcia, Ounce of Prevention Fund
 Karen Berman, Ounce of Prevention Fund
 Kalya Goldfarb, Ounce of Prevention Fund

DATE: September 23, 2019

RE: FY 2019 Year-End Developmental Screening Report

Enclosed within are Child Find developmental screening reports and maps reflecting the number of children reported as screened from July 1, 2018 through June 30, 2019 throughout the State of Illinois.

TABLE OF CONTENTS

Narrative	2
Sample Form	4
Directions for Completing Form	5
Data Mappings	8
Screenings Reported by ZIP Code	14
Screenings Reported by Month	32
Screenings Reported by Agencies Represented	44
Screenings Reported by Screening Tool Utilized	50

This report, as well as reports reflecting prior years, is made publicly available at on our website at <https://www.childfind-idea-il.us/Screening.aspx>. If you have any questions or concerns about the enclosed information, please feel free to reach out via the contact form on our website at <https://www.childfind-idea-il.us/Contact.aspx> or call (800) 851-6197, option 2.

Best Regards,



Adam Morton
 Child Find Project Coordinator

Child Find Project Data Collection Mappings

Background

Since 1998, the Illinois State Board of Education (ISBE) has operated the Child Find Project (Child Find), funded through Individuals with Disabilities Education Act Part B, Preschool Discretionary funds to develop and disseminate public awareness materials to Local Education Agencies (LEAs), Special Education Cooperatives, and the Child and Family Connections (CFC) offices.

The Child Find Project, managed by a single Program Coordinator, collects data on the number and location of developmental screenings taking place across Illinois for children between 0 to 5 years of age. A developmental screening is the use of screening tools to track the development of young children across multiple domains. Child Find receives:

- Data from the 25 CFC sites across Illinois. CFCs are the system point of entry for Early Intervention under the Illinois Department of Human Services (IDHS), and are required to report data to Child Find. CFCs receive data from local school districts, with the exception of Chicago Public School (CPS) District #299, where data is reported directly to Child Find.
- Quarterly data on screenings from all health departments reporting to IDHS, which is obtained from the Cornerstone data entry system (Cornerstone).
- Department of Children and Family Services (DCFS) Cook County for children birth to five who are in care. These screenings are conducted by Erikson Institute (Erikson) /DCFS Early Childhood developmental specialists or by the DCFS Integrated Assessment program.
- Monthly data from Erikson/ DCFS Early Childhood Intact Program for Cook, Northern, Central and Southern regions. Erikson/DCFS Early Childhood developmental specialists administer developmental screenings to children ages birth through three entering the foster care system in Cook County and coordinates assessments statewide. The data is not separated by zip codes but reported by the four DCFS regions.

Through the support of the Early Learning Council, the *0-5 Child Find Screening Data Collection Form* (Data Collection Form) used by reporting entities was updated in 2016 in an effort to gather improved information on referral counts, screening tools used, type of reporting program/entity and the type of referral. Among these improvements, a new field was added to include the zip code of locations performing developmental screenings. The inclusion of this field allows for the mapping of portrays where screenings occur, identify potential gaps in reporting and referrals and make the data useful for stakeholders.

Mappings

Child Find has partnered with the Illinois Early Childhood Asset Map (IECAM) to display, through geo-mapping, where developmental screenings are occurring as reported on the Data Collection Form. Developed in 2006, IECAM is funded by ISBE and the IDHS to provide information on existing services, the demographics of young children and their families, and state resources that serve young children. Child Find provides quarterly reports to IECAM which in turn provides mappings on 0-5 Child Find Screenings:

- Total Screened by CFC region
- Total Referred by CFC region

- Total Screened by Zip Code
- Total Referred by Zip Code

Limitations and exclusions

There is no data system to support unduplicated, disaggregated child level data collection, but the addition of the zip code field draws a broader picture of screenings occurring in the state. Even with the stated improvements to the Data Collection Form, limitations remain:

- Reporting to CFCs is voluntary and reporting entities include: school districts, Local Education Agencies (LEAs), Special Education Cooperatives, Regional Offices of Education, child care providers, Head Start/Early Head Start, Home Visiting programs, Early Intervention providers, health departments, health care providers, DCFS, IDHS Family Case Management, multi-funded programs, and Women, Infants and Children.
- CFCs 8, 9, 10 and 11 serve the City of Chicago but do not conduct screening events – Chicago Public Schools (CPS) #299 coordinates all screenings in these regions. It is up to CPS to report the screenings conducted, and data is not broken down by CFC region or even zip code.
- Reporting entities submit data manually through paper forms. CFCs vary greatly in the frequency and method of reporting data to Child find: Some CFCs email forms to the Project Coordinator as forms are received and other CFCs collect forms throughout a quarter before submitting them all at once via US Mail or fax.
- Delayed reporting from entities to CFCs impacts the timeliness of data to Child Find. CFCs do not all report information to Child Find in regular intervals.
- Data collection is time consuming and complex for both reporting entities and CFCs. Data is often inconsistent and unreliable because not all relevant fields are completed and mathematical miscalculations are recorded in fields. As of May 1, 2018, Child Find is piloting an electronic data collection system with two CFCs. This system would notify reporting entities when a mistake has been entered, prompting a correction before data submission is allowed.
- IDHS does not report data on developmental screenings by zip code. Rather, quarterly Cornerstone data is reported to Child Find in an aggregate format. This constitutes a significant sector of data that cannot be mapped.
- The data is not available in real-time but delayed by at least one quarter.
- The zip code on the Data Collection Form refers to where the screening occurred, not necessarily the home zip code of the children receiving the screening.

Even with limitations, the mappings make the data transparent and provides utility for stakeholders as a quality improvement process. As state agencies, programs, and communities continue to employ developmental screenings as a tool to support children’s development and school readiness, these mappings visually display areas in the state that might be underreporting screenings and need additional supports to increase screenings and referrals. Further, the wide dissemination of the mappings raise awareness of Child Find which may lead to better reporting by both entities and CFCs. Additional fields were added to the Data Collection Form beyond the zip code and future mappings are possible in the future.

**0-5 CHILD FIND
SCREENING DATA COLLECTION FORM**

Please refer to the directions when completing this form.

SECTION I: IDENTIFYING INFORMATION

Current Date: _____	Month/Year of Screenings: _____	CFC Submitting Form: _____
Name of Screening Agency: _____		
Type of Program/Entity ¹ : _____	Zip Code of Locations of Screenings: _____	
Screening Tool(s) used: _____		
Contact Person's Name: _____	Phone Number: _____	
Email Address: _____		

If the screening was part of a shared screening event, please check the following box:

SECTION II: SCREENING INFORMATION

Report Totals								
Total Children Screened	Age 0-11 months	Age 12-23 months	Age 24-35 months	Age 36-47 months	Age 48-60 months	Age 61+ months	Not Referred	Total Referred

Screenings of Children involved with DCFS		
# of Children in Intact Family Services Screened	# of Children of Teen Wards Screened	# of Children in Foster Care Screened

SECTION III: SCREENING RESULTS – REFERRAL COUNTS²

Report Totals for Children Ages 0 – 35 Months								
# Referred to EI	# Referred to LEA (ECSE)	# Referred to EHS	# Referred to PI (center-based)	# Referred to Child Care Program	# Referred to HV	# Referred to Other Services	# Referred to Multiple Services	# Referred for Rescreening

Report Totals for Children Ages 36 – 60 Months							
# Referred to LEA (ECSE)	# Referred to PFA	# Referred to HS	# Referred to Child Care Program	# Referred to HV	# Referred to Other Services	# Referred to Multiple Services	# Referred for Rescreening

Please fax or email completed form(s) by _____ (*insert timeframe*) to your local Child and Family Connections (CFC) office at the following contact information: _____.

You may find your local CFC office by going to the Illinois Department of Human Services office locator at www.dhs.state.il.us. If you have questions regarding this form, please contact the Child Find Project at 1-800-851-6197.

¹ Child Care Provider (CC), Head Start/Early Head Start (HS/EHS), Home Visiting (HV), Multi-Funded Program (MFP), Child and Family Connections (CFC), School District or Local Education Agency (LEA), Early Intervention (EI) Provider, Health Department (HD), Health Care Provider (HC), Women, Infants and Children (WIC), Illinois Department of Children and Family Services (DCFS) or Family Case Management (FCM).

² The following are abbreviations used in SECTION III: EI = Early Intervention; EHS = Early Head Start; PI = Prevention Initiative; HV = Home Visiting; PFA = Preschool for All; and HS = Head Start.

DIRECTIONS FOR COMPLETING 0-5 CHILD FIND SCREENING, REPORTING AND DATA COLLECTION FORM

The Illinois State Board of Education (ISBE) operates the Child Find Project (the “Project”). The Project is funded through IDEA Part B, Preschool Discretionary funds to develop and disseminate public awareness materials to Local Education Agencies (LEAs), Special Education Cooperatives, and the Child and Family Connections (CFC) offices. One activity of the Project is to collect data on the number and location of developmental screenings taking place across the State of Illinois for children between 0 and 5 years of age. The purpose of the 0-5 Child Find Screening, Reporting and Data Collection Form (the “Form”) is the collection of said data by the Project. If your program administers developmental screenings, you should report screening data to the Project using the Form. This applies to developmental screenings only and not to other types of screenings, such as those for vision or hearing. Agencies are required to complete each section of the Form.

The following are certain definitions that may be useful when completing the Form:

Health Department – A certified public health department of a county or the City of Chicago that strives to meet the public health needs of its jurisdiction.

Health Care Provider – A primary care physician, clinic, etc.

Home Visiting – A voluntary program serving pregnant women and children up to the age of 5 that promotes positive parenting practices and builds healthy parent-child relationships, which makes them an essential strategy for reducing child abuse and neglect, improving health outcomes for mothers and children, and increasing school readiness. Home visiting services use evidence-based, intensive, outcome-driven models that promote parent-child attachment; provide developmental screening, monitoring, and referrals; and provide linkages to community resources and services. Additional information pertaining to home visiting in Illinois can be found at <http://www.igrowillinois.org/>.

Multi-Funded Program – A program receiving separate funds from two or more program funding streams that are integrated or blended in order to pay for total program expenditures.

SECTION I: IDENTIFYING INFORMATION

This information allows the tracking of locations of screenings that occur, what programs or entities are involved in screenings, at what frequency screenings occur in a particular area, and who participates in screening activities.

Current Date – Insert the date the screening form is completed.

Month/Year of Screening – For cumulative reporting, insert the month and year the screenings took place.

CFC Submitting Form – CFCs should insert their CFC #, if a CFC is submitting a completed form.

Name of Screening Agency – Insert the name of the agency or provider undertaking the screening. Please note that such an agency or provider may include, but is not limited to, the following: Child Care Provider (CC); Head Start/Early Head Start (HS/EHS); Home Visiting (HV); Multi-Funded Program (MFP); Child and Family Connections (CFC); School District or Local Education Agency (LEA); Early Intervention (EI) Provider; Health Department (HD); Health Care Provider (HC); Women, Infants and

Children (WIC); Illinois Department of Children and Family Services (DCFS); or Family Case Management (FCM).

This information is gathered for data collection purposes only. If the screening is a joint effort between two or more CFCs or two or more school districts, indicate all CFCs and school districts involved in the joint effort, in order to show the area in which screenings are taking place. If a joint screening takes place with a CFC and a school district, the screenings will be attributed to the CFC or school district based on the ages of the children screened. Separate reports may be submitted if easier on reporting entities.

Type of Program/Entity – Insert the type of program or entity that describes the Screening Agency. Options include the following: Child Care Provider (CC); Head Start/Early Head Start (HS/EHS); Home Visiting (HV); Multi-Funded Program (MFP); Child and Family Connections (CFC); School District or Local Education Agency (LEA); Early Intervention (EI) Provider; Health Department (HD); Health Care Provider (HC); Women, Infants and Children (WIC); Illinois Department of Children and Family Services (DCFS); or Family Case Management (FCM).

Zip Code of the Locations of Screenings – Identify the zip code of the location of the screening event. One form should be submitted per event, as such, only one zip code should be entered here.

Screening Tool – Identify name of Developmental Screening tool(s) administered (e.g., ASQ3, ASQ-SE, DIAL, Brigance, other) by listing all that apply on the Form. Do not include other screenings performed such as Vision, Hearing, etc.

Contact Person (Name, Phone Number and Email Address) – Insert the name, telephone number and email address of the individual in charge of the screening session.

Name of Agency – List agency(ies) or individual provider(s) conducting the screening activity(ies), if screening event is community-wide or a joint-effort.

SECTION II: SCREENING INFORMATION

This information allows the tracking of the number of children screened and their age at the time of screening. Please note that the data for Section II refers to the total number of children screened (and is not separated out by zip codes as in Section I above).

Total Children Screened – Total number of children screened during event of cumulative monthly report.

Age 0-61+ Months – In the appropriate box, indicate the number of children by age who were screened.

Not Referred – Children who were screened but no referral was needed.

Total Referred – Children who were screened and a referral was needed.

The “Total Children Screened” count in Section II of the Form should equal the number of children referred *plus* the number of children not referred.

For purposes of the Form, a **Referral** occurs when a provider completes a screening and provides

information on how to connect families to a service provider that can meet the child and family's needs as indicated on the screening. Guidance on *referring families* may be found at the websites for (i) ExceleRate Illinois (including, the following link: <http://www.exceleRateillinoisproviders.com/docman/resources/91-three-steps-to-screening/file>) and (ii) U.S. Department of Health and Family Services—Office of Administration for Children and Families for *Birth to 5: Watch Me Thrive!* (including, the following link: https://www.acf.hhs.gov/sites/default/files/ece/ece_providers_guide_march2014.pdf)

For purposes of data related to the screenings of children involved with DCFS (which is collected in the second table in Section II), please note the following:

of Children in Intact Family Services Screened – refers to the number of children screened who are involved with DCFS but are not in DCFS protective custody and are residing with their families as part of DCFS's Intact Families program.

of Children of Teen Wards Screened – refers to the number of children screened whose parents are wards of DCFS.

of Children in Foster Care Screened – refers to the number of children screened who are in DCFS care and residing with a foster family.

SECTION III: SCREENING RESULTS – REFERRAL COUNTS

The information submitted here allows the tracking of referrals made for children ages 0-35 months and 36-50 months.

Indicate the number of children referred for further evaluation in the appropriate referral count box identified. If a referral type is not listed, please indicate the name of the agency(ies) receiving referral(s) and the number of children involved. Please note that the numbers used in Section III will overlap and will not always match-up to the number used in the category of "Total Referred" in Section II above.

Referred to Other Services – Indicate the number of children referred to community based programs/agencies (i.e., speech, hearing, vision).

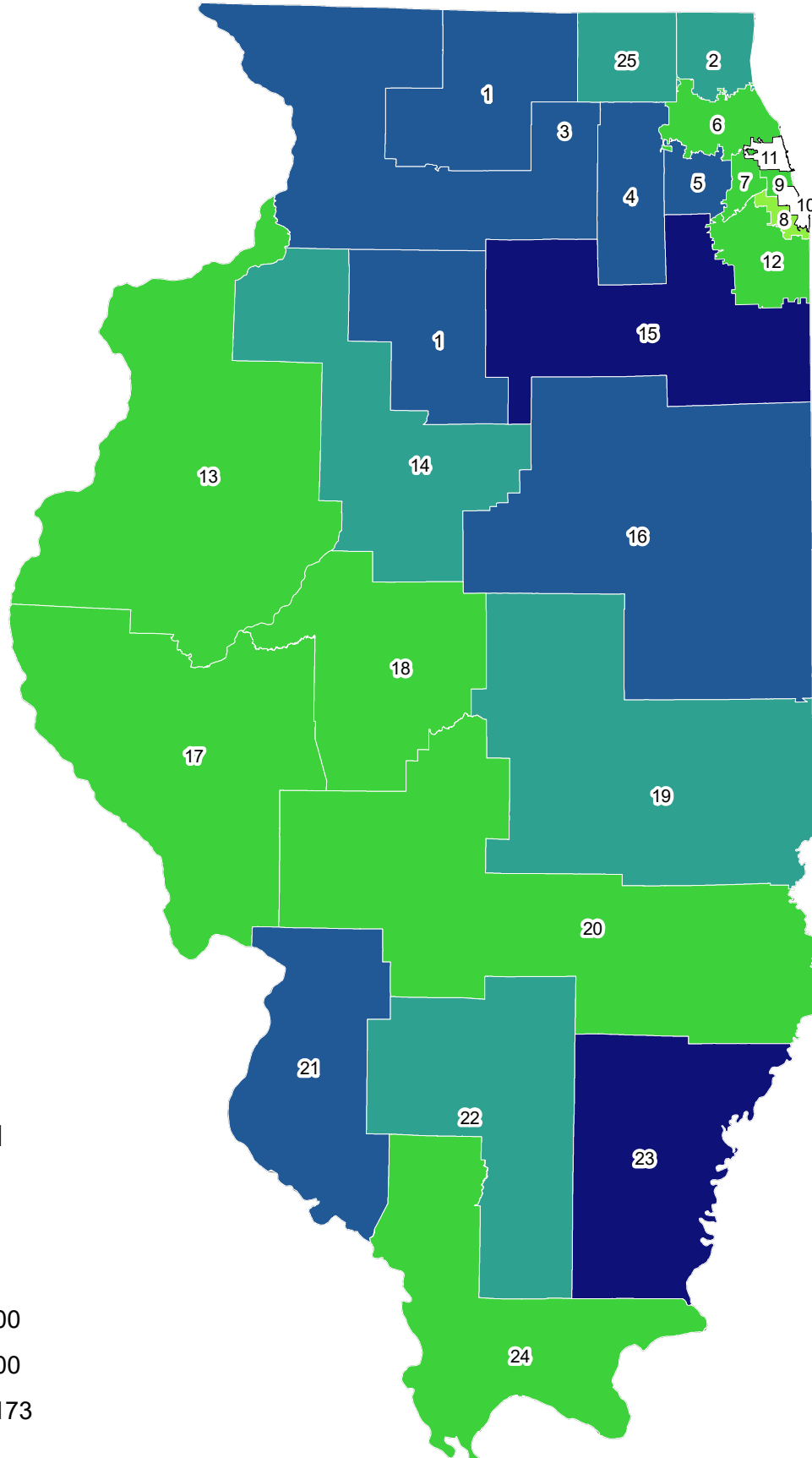
Referred for Rescreening – Indicate the number of children who did not score a concern on the screening, but are determined to benefit from a repeat screening at a later date (due to parent report of functioning variance, unable to screen, other concerns screener may have, etc.).

Referred to Multiple Services – If more than one of the other categories in this Section III has been checked, then also check "Referred for Multiple Services". *Please note that some children may be referred to multiple services and we want to know how many children present like that.*


Please **fax or email** completed reports to the local Child and Family Connections (CFC) office, attention Local Interagency Council (LIC) Coordinator. The LIC Coordinator is responsible for collecting all 0-5 Screening Collection forms relating to screening activities for children 0-5 years of age occurring in the service area. These reports are forwarded monthly to the State's Child Find Project Coordinator for statewide analysis and data compilation.

Child Find Screening FY2019

Total children birth to 5 screened by CFC region



Total Screened

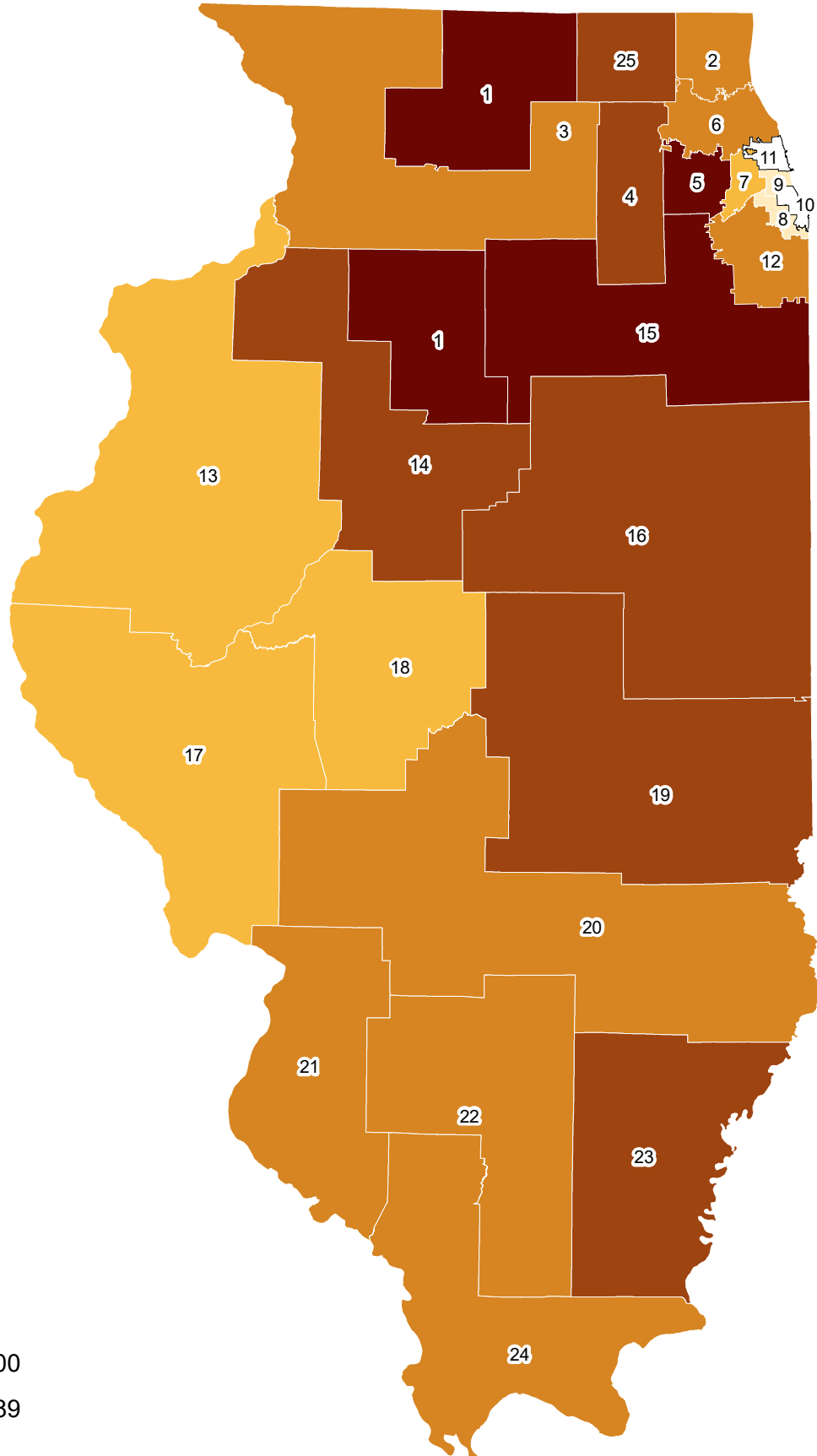


State total: 109,149


Notes: Map doesn't show children screened by CPS, CHDC, and DCFS as they don't have CFC information. The state total includes all data collected.

Child Find Screening FY2019

Total children birth to 5 referred by CFC region



Total referred

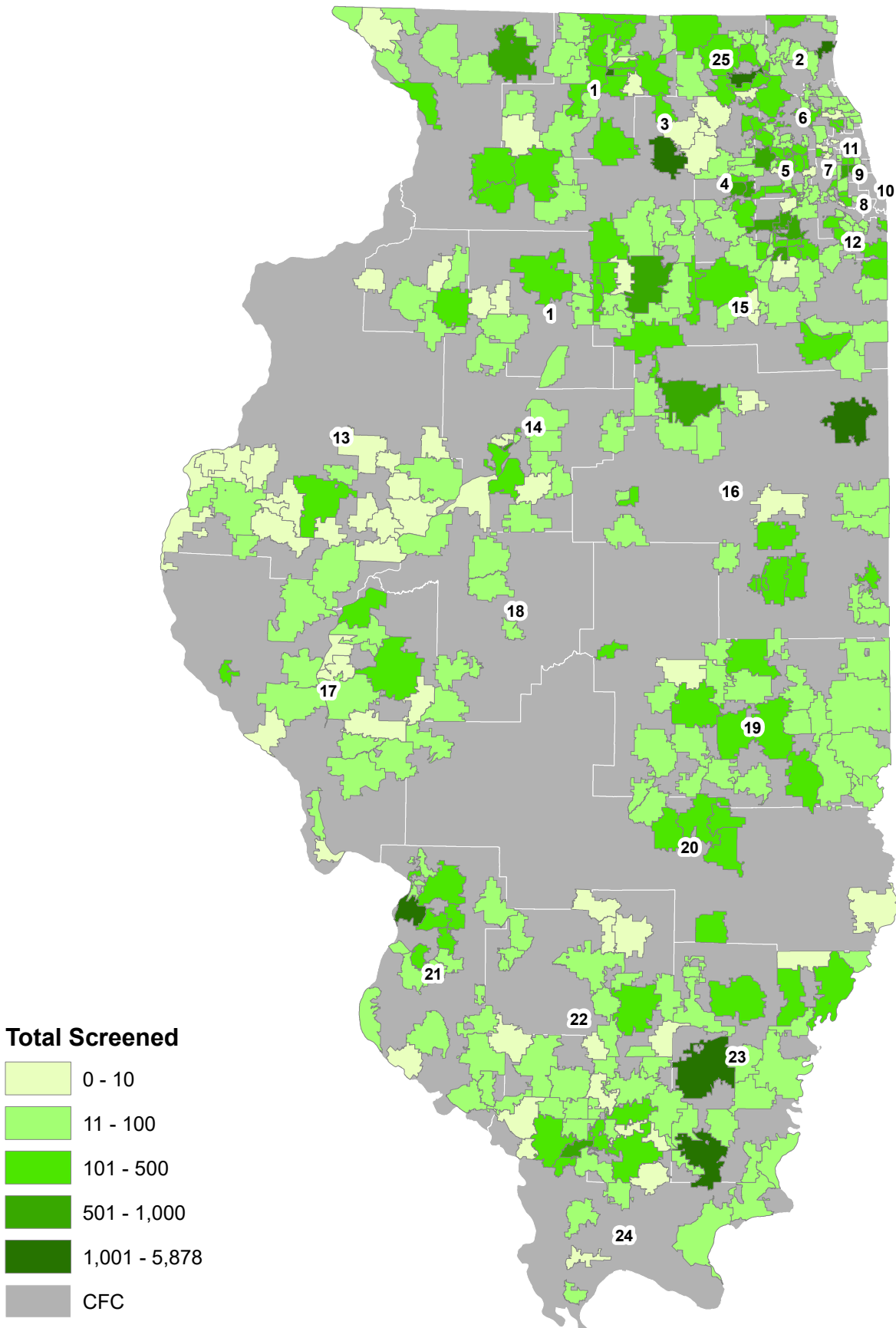


State total: 26,673

Notes: Map doesn't show children screened by CPS, CHDC, and DCFS as they don't have CFC information. The state total includes all data collected.

Child Find Screening FY2019

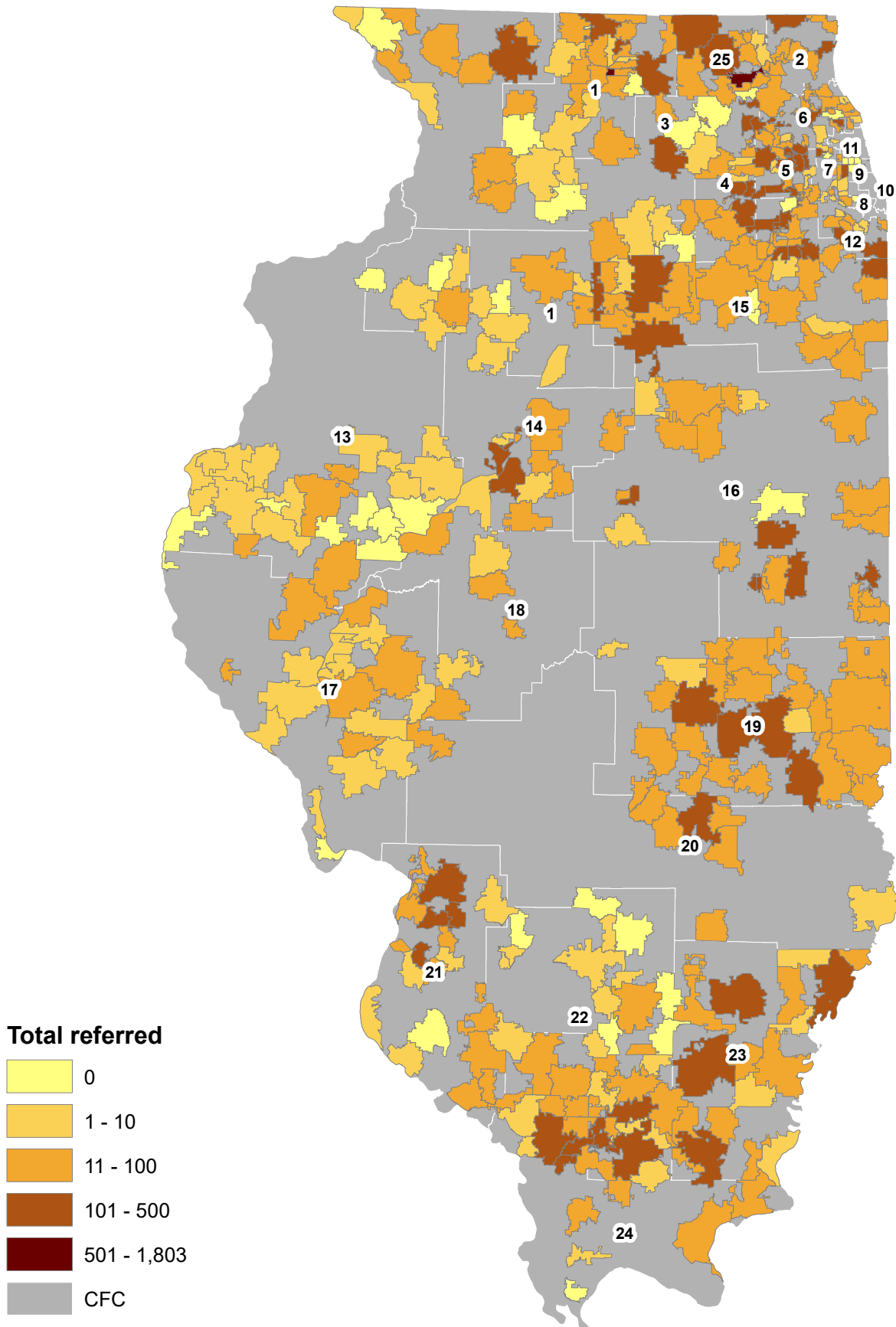
Total children birth to 5 screened by Zip Code



Notes: Data doesn't include children screened by CPS, CHDC, and DCFS as they don't have zip code information.

Child Find Screening FY2019

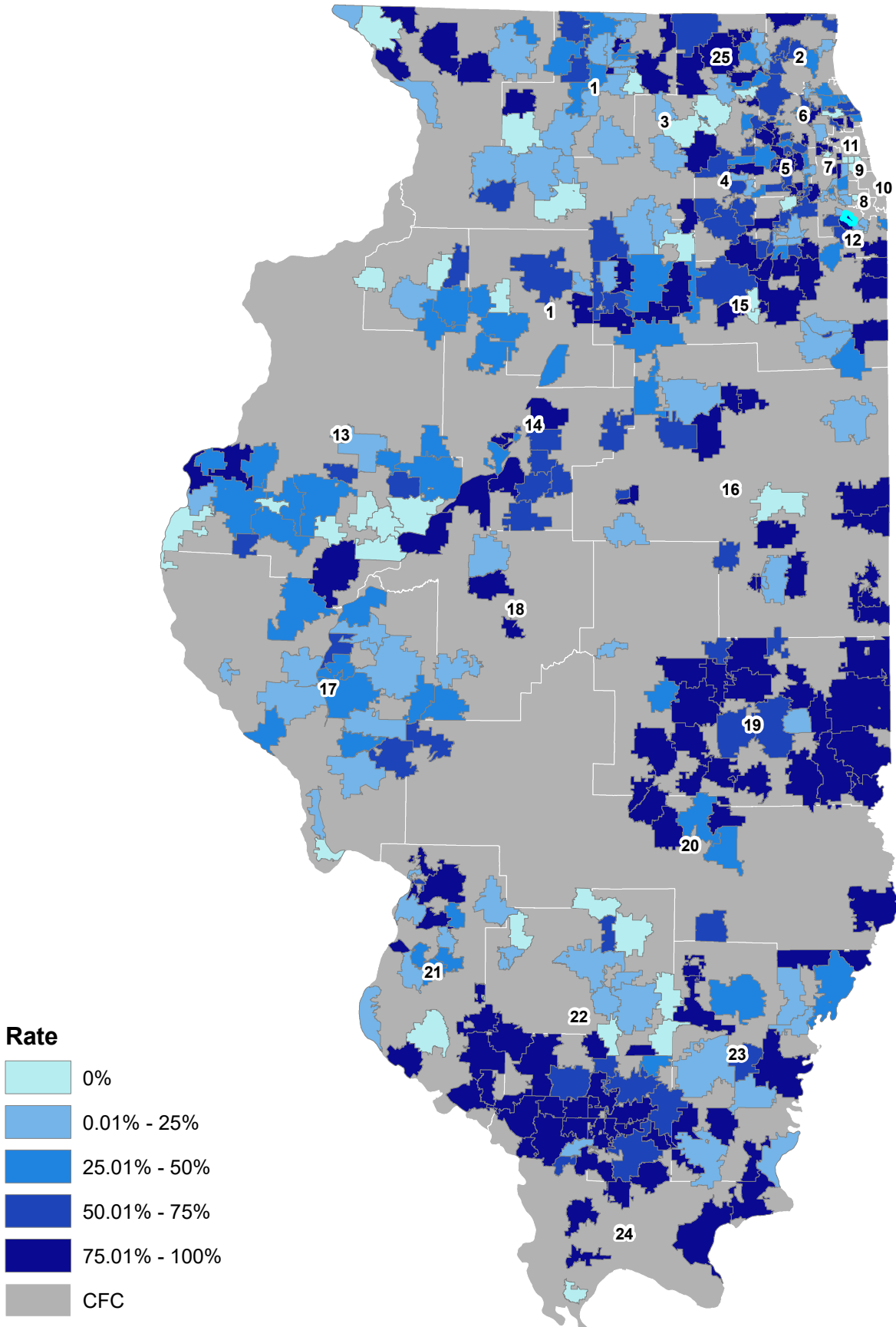
Total children birth to 5 referred by Zip Code



Notes: Data doesn't include children screened by CPS, CHDC, and DCFS as they don't have zip code information.

Child Find Screening FY2019

Percent of children birth to 5 by Zip Code (Total referred/Total screened)



Notes: Data doesn't include children screened by CPS, CHDC, and DCFS as they don't have zip code information.

Screenings Reported by CFC/CPS/DCFS and ZIP / FY2019

Zip Code	Total Screened	Screenings of Children involved with DCFS								# of Children Ages 0 to 3 Referred to										# of Children Ages 3 to 5 Referred to						Sub-Totals					
		Ages (in Months)						Not Referred	Total Referred	In Intact Family Services	Children of Teen Wards	In Foster Care	EI	LEA (ECSE)	EHS	PI (center-based)	Child Care Program	HV	Other Services	Multiple Services	Rescreening	LEA (ECSE)	PFA	HS	Child Care Program	Other HV Services	Multiple Services	Rescreening	Ages 0-35 mos.	Ages 36-61+ mos.	
		0-11	12-23	24-35	36-47	48-60	61+																								
61326	44	0	0	0	36	7	1	1	43	0	0	0	0	0	0	0	0	0	0	0	13	22	0	0	0	1	0	7	0	44	
61345	6	0	0	0	3	3	0	3	3	0	0	0	0	0	0	0	0	0	0	0	0	0	0	0	1	0	2	0	6		
61348	1	0	0	0	0	1	0	0	1	0	0	0	0	0	0	0	0	0	0	0	0	1	0	0	0	0	0	0	0	1	
61350	3	0	0	0	2	1	0	1	2	0	0	0	0	0	0	0	0	0	0	0	0	2	0	0	0	0	0	0	0	3	
61354	7	0	0	0	4	3	0	5	2	0	0	0	0	0	0	0	0	0	0	0	0	2	0	0	0	0	0	0	0	7	
61356	131	6	19	20	63	23	0	34	97	0	0	0	2	0	0	0	0	9	0	0	0	86	0	0	0	0	0	0	45	86	
61362	11	0	1	0	6	4	0	9	2	0	0	0	0	0	0	0	0	0	0	2	0	0	0	0	0	0	0	1	10		
61421	1	0	1	0	0	0	0	1	0	0	0	0	0	0	0	0	0	0	0	0	0	0	0	0	0	0	0	1	0		
61443	15	3	7	5	0	0	0	14	1	0	0	0	1	0	0	0	0	0	0	0	0	0	0	0	0	0	0	15	0		
61540	11	0	0	0	5	4	2	8	3	0	0	0	0	0	0	0	0	0	0	3	0	0	0	0	0	0	0	0	11		
NONE	844	576	181	86	1	0	0	0	0	0	0	0	0	0	0	0	0	0	0	0	0	0	0	0	0	0	0	843	1		
TOTAL	6639	834	563	704	2586	1663	290	2674	3121	134	1	113	48	23	0	10	7	2	24	5	135	413	2318	274	33	0	181	1224	932	2101	4539

CFC #02 Child & Family Connections, Lake County Health Department, 3010 Grand Ave, 2nd Floor, Waukegan, IL 60085 - Donna Musser

60002	164	0	0	7	94	59	4	24	140	1	0	4	0	5	0	0	0	0	2	1	0	53	117	0	0	0	0	39	3	7	157
60015	40	0	0	3	22	14	1	22	18	0	0	0	0	3	0	0	0	0	0	0	0	14	0	0	0	0	0	1	3	37	
60030	91	2	13	18	34	22	2	19	65	0	0	0	14	2	0	0	0	0	6	0	6	28	12	0	0	0	2	0	4	33	58
60048	84	0	0	0	30	41	13	44	40	0	0	0	0	0	0	0	0	0	0	0	0	0	0	0	0	18	0	14	0	84	
60073	44	0	0	0	28	13	3	20	24	0	0	0	0	0	0	0	0	0	0	0	21	13	17	0	0	0	5	3	0	44	
60084	98	0	0	0	57	37	4	28	70	0	0	0	0	0	0	0	0	0	0	0	0	51	0	0	0	21	5	5	0	98	
60085	1608	420	558	629	1	0	0	1055	168	13	0	28	196	8	7	0	4	5	38	24	5	0	0	0	0	0	0	0	1607	1	
60089	73	0	0	0	47	21	5	59	14	0	0	0	0	0	0	0	0	0	0	0	14	0	0	0	0	0	0	0	0	73	
60099	22	0	0	0	13	9	0	9	13	0	0	1	0	0	0	0	0	0	0	0	12	0	0	0	0	1	0	0	0	22	
NONE	2085	1857	143	63	11	11	0	0	0	0	0	0	0	0	0	0	0	0	0	0	0	0	0	0	0	0	0	0	2063	22	
TOTAL	4309	2279	714	720	337	227	32	1280	552	14	0	33	210	18	7	0	4	5	46	25	11	142	193	17	0	0	42	49	30	3713	596

CFC #03 Child & Family Connections, Regional Office of Education for Carroll, Jo Daviess, & Stephenson Co., 27 S State Ave, Ste 101, Freeport, IL 61032 - Angela Hodges

60115	2331	1034	408	235	356	261	28	1845	283	1	0	4	0	8	0	0	0	0	2	3	1	155	201	2	0	0	36	69	13	1677	645
60145	142	0	0	3	44	77	18	120	22	0	0	1	0	1	0	0	0	0	0	0	3	0	0	0	0	0	0	18	3	139	
60178	1	0	0	0	1	0	0	1	0	0	0	0	0	0	0	0	0	0	0	0	0	0	0	0	0	0	0	0	0	1	
60548	83	0	0	6	52	22	3	9	74	0	0	2	0	2	0	0	0	0	0	0	2	67	0	0	0	1	0	2	6	77	
61018	53	0	0	18	22	13	0	35	18	0	0	1	0	0	0	0	0	0	0	0	0	18	0	0	0	0	0	0	18	35	

Screenings Reported by CFC/CPS/DCFS and ZIP / FY2019

Zip Code	Total Screened	Ages (in Months)						Not Referred	Total Referred	Screenings of Children involved with DCFS			# of Children Ages 0 to 3 Referred to								# of Children Ages 3 to 5 Referred to						Sub-Totals				
		0-11	12-23	24-35	36-47	48-60	61+			In Intact Family Services	Children of Teen Wards	In Foster Care	EI	LEA (ECSE)	EHS	PI (center-based)	Child Care Program	HV	Other Services	Multiple Services	Rescreening	LEA (ECSE)	PFA	HS	Child Care Program	Other HV Services	Multiple Services	Rescreening	Ages 0-35 mos.	Ages 36-61+ mos.	
61021	193	127	12	30	13	11	0	183	10	0	0	0	5	0	0	0	0	0	2	0	0	3	0	0	0	0	0	0	0	169	24
61025	79	15	22	14	26	2	0	69	10	0	0	0	5	3	0	0	0	0	0	0	1	1	0	0	0	0	0	0	51	28	
61031	12	0	1	0	5	6	0	11	1	0	0	0	0	0	0	0	0	0	0	1	0	0	0	0	0	0	0	1	11		
61032	959	710	120	26	65	36	2	733	226	1	0	3	12	6	1	0	1	0	0	0	105	36	18	33	13	0	0	0	1	856	103
61036	2	1	0	1	0	0	0	2	0	0	0	0	0	0	0	0	0	0	0	0	0	0	0	0	0	0	0	0	2	0	
61041	27	0	0	6	18	3	0	0	27	0	0	0	0	0	0	0	0	0	0	0	0	27	0	0	2	0	0	0	6	21	
61062	20	0	0	5	11	4	0	0	20	0	0	1	0	5	0	0	0	0	0	0	15	0	0	0	0	0	0	0	5	15	
61071	115	0	0	7	77	30	1	39	76	0	0	1	0	0	0	0	0	0	0	0	12	64	0	0	0	0	0	0	7	108	
61074	198	14	15	54	82	33	0	189	9	2	0	0	3	0	0	0	0	0	0	1	3	0	0	0	0	0	0	0	83	115	
61075	19	0	0	9	9	1	0	0	19	0	0	0	0	0	0	0	0	0	0	0	19	0	0	0	0	0	0	0	9	10	
61081	298	52	80	62	68	36	0	278	20	0	0	1	5	0	0	0	0	0	2	1	0	14	0	0	0	0	0	0	194	104	
61085	23	0	0	5	16	2	0	0	23	0	0	0	0	2	0	0	0	0	0	0	0	21	0	0	0	0	0	0	5	18	
61310	27	0	0	6	15	6	0	27	0	0	0	1	0	0	0	0	0	0	0	0	0	0	0	0	0	0	0	0	6	21	
NONE	1503	1312	106	63	12	10	0	0	0	0	0	0	0	0	0	0	0	0	0	0	0	0	0	0	0	0	0	0	1481	22	
TOTAL	6085	3265	764	550	892	553	52	3541	838	4	0	15	30	27	1	0	1	0	6	4	107	245	436	35	13	2	37	69	34	4579	1497

CFC #04 Child & Family Connections, DayOne PACT, 1551 E Fabyan Pkwy, Geneva, IL 60134 - Ellana Mavromatis

60109	60	0	0	7	27	18	0	38	17	0	0	0	0	0	0	0	0	0	0	0	17	0	0	0	0	0	0	0	7	45	
60110	432	4	10	18	190	210	0	52	380	0	0	0	3	0	0	0	0	0	0	1	33	337	0	0	0	7	1	0	32	400	
60119	33	0	1	3	16	11	2	9	24	0	0	0	2	1	0	0	0	0	0	2	17	1	0	0	0	1	0	1	4	29	
60120	483	33	16	26	214	192	2	169	314	0	0	0	3	0	0	0	0	0	0	0	0	216	0	0	0	82	0	26	75	408	
60123	281	31	72	77	48	48	5	171	110	0	0	0	74	0	0	0	0	0	0	0	12	22	0	0	0	0	0	0	180	101	
60134	18	0	1	1	8	7	1	10	8	0	0	0	1	0	0	0	0	0	0	0	7	0	0	0	0	0	0	2	2	16	
60140	1	0	0	0	1	0	0	1	0	0	0	0	0	0	0	0	0	0	0	0	0	0	0	0	0	0	0	0	0	1	
60151	1	0	1	0	0	0	0	0	1	0	0	0	0	0	0	0	0	0	0	0	0	0	0	0	0	0	0	0	1	0	
60174	22	0	0	0	10	12	0	7	15	0	0	0	0	0	0	0	0	0	0	0	10	1	0	0	0	0	0	3	0	22	
60505	739	94	129	120	211	185	0	622	117	0	0	2	14	0	0	0	0	0	0	11	0	89	0	0	0	2	0	0	343	396	
60506	684	71	83	120	225	178	3	244	440	0	0	0	5	9	0	0	0	0	10	5	0	23	382	0	0	0	33	16	29	274	406
60510	29	0	0	8	13	8	0	5	24	0	0	0	1	1	0	0	0	0	0	3	6	0	0	0	0	9	0	0	8	21	
60542	108	16	21	28	26	19	0	106	2	0	0	0	0	0	0	0	0	0	0	0	0	0	0	0	0	11	0	2	65	45	
60543	335	7	18	15	169	108	18	162	173	0	0	0	1	0	0	0	0	0	0	0	69	105	0	0	0	0	56	54	40	295	
60545	88	2	0	0	58	27	1	37	51	0	0	0	0	0	0	0	0	0	0	2	8	31	0	0	0	0	0	10	2	86	
60560	73	0	0	0	42	30	1	25	48	0	0	0	0	0	0	0	0	0	0	0	0	30	0	0	0	0	0	24	0	73	

Screenings Reported by CFC/CPS/DCFS and ZIP / FY2019

Zip Code	Total Screened	Screenings of Children involved with DCFS						Not Referred	Total Referred	# of Children Ages 0 to 3 Referred to										# of Children Ages 3 to 5 Referred to						Sub-Totals								
		Ages (in Months)								In Intact Family Services	Children of Teen Wards	In Foster Care	EI	LEA (ECSE)	EHS	PI (center-based)	Child Care Program	HV	Other Services	Multiple Services	Rescreening	LEA (ECSE)	PFA	HS	Child Care Program	Other HV Services	Multiple Services	Rescreening	Ages 0-35 mos.	Ages 36-61+ mos.				
NONE	2856	2736	77	37	3	3	0	1	0	0	0	0	0	0	0	0	0	0	0	0	0	0	0	0	0	0	0	0	0	0	0	0	2850	6
TOTAL	6243	2994	429	460	1261	1056	33	1659	1724	0	0	2	104	11	0	0	0	0	0	0	0	0	0	0	0	0	0	0	145	73	151	3883	2350	

CFC #05 Child & Family Connections, DayOne PACT, 750 Warrenville Rd, Ste 300, Lisle, IL 60532 - Marianne McGuire

60101	154	3	8	12	86	45	0	53	101	0	0	0	1	0	0	0	0	0	2	0	9	24	73	0	0	0	5	14	1	23	131	
60103	115	0	0	0	73	42	0	16	99	0	0	0	0	0	0	0	0	0	0	0	0	0	79	0	0	0	13	1	8	0	115	
60108	52	0	0	5	16	30	1	29	23	0	0	0	1	0	0	0	0	0	0	0	3	4	2	0	0	0	0	0	0	13	5	47
60133	46	0	0	0	32	14	0	9	37	0	0	1	0	0	0	0	0	0	0	0	0	2	34	0	0	0	1	0	0	0	46	
60137	266	31	45	62	82	44	2	36	230	2	0	0	20	14	0	1	2	1	25	9	72	47	44	0	0	0	11	1	4	138	128	
60139	156	20	13	22	54	44	3	45	111	0	0	0	9	7	0	0	0	1	4	1	26	7	51	0	0	0	0	0	6	55	101	
60148	174	9	19	27	86	27	6	34	140	0	0	0	4	5	0	0	0	0	22	1	23	30	44	0	0	0	0	0	13	55	119	
60157	29	0	0	0	18	11	0	0	29	0	0	0	0	0	0	0	0	0	0	0	0	6	21	2	0	0	0	0	0	0	29	
60172	13	0	0	0	6	7	0	5	8	0	0	0	0	0	0	0	0	0	0	0	0	4	1	0	0	0	1	0	2	0	13	
60181	293	22	52	67	71	69	11	183	110	0	0	0	66	16	0	0	0	0	0	0	0	28	0	0	0	0	0	0	0	0	141	151
60185	712	98	137	260	149	67	1	422	290	0	0	0	15	77	3	0	0	0	0	0	5	0	165	19	0	0	0	0	6	495	217	
60187	235	1	5	38	113	67	8	43	192	0	0	0	15	7	0	0	0	0	0	0	13	67	0	2	0	0	0	0	0	88	44	188
60188	109	2	3	22	56	25	1	23	86	0	0	0	1	8	0	0	0	0	3	4	9	18	20	0	9	0	1	12	6	27	82	
60189	9	4	3	2	0	0	0	0	9	0	0	0	0	0	0	0	0	0	3	0	6	0	0	0	0	0	0	0	0	9	0	
60190	12	0	0	0	10	2	0	4	8	0	0	0	0	0	0	0	0	0	0	0	0	6	2	0	0	0	0	0	0	0	12	
60191	63	0	0	3	43	15	2	0	62	0	0	0	0	2	0	0	0	0	0	0	0	1	59	0	0	0	0	0	0	3	60	
60439	11	0	0	0	5	6	0	6	5	0	0	0	0	0	0	0	0	0	0	0	0	4	1	0	0	0	0	0	0	0	11	
60504	403	2	8	40	195	158	0	230	173	0	0	0	2	3	0	0	0	0	1	0	14	28	78	0	0	0	1	0	46	50	353	
60516	37	0	0	6	23	8	0	8	29	0	0	0	0	0	0	2	4	0	0	0	0	7	14	0	0	0	2	0	0	6	31	
60517	156	0	0	25	87	43	1	1	155	0	0	3	0	1	0	0	0	0	24	0	0	12	118	0	0	0	0	0	0	25	131	
60523	10	0	0	0	7	2	1	8	2	0	0	0	0	0	0	0	0	0	0	0	0	2	0	0	0	0	0	0	0	0	10	
60527	83	0	0	10	48	24	0	11	72	0	0	2	0	0	0	0	0	0	0	0	1	0	12	35	0	0	24	3	2	10	72	
60532	43	0	0	11	19	13	0	14	29	0	0	0	0	7	0	0	0	0	1	0	0	20	0	0	0	0	1	0	0	11	32	
60540	270	42	48	82	65	28	6	74	195	0	0	0	24	3	0	0	2	97	5	6	6	34	13	0	2	1	2	0	8	172	99	
60559	23	0	0	1	11	9	2	17	6	0	0	0	0	0	0	0	0	0	0	0	0	5	0	0	0	0	0	0	1	1	22	
60561	82	0	0	3	57	22	0	22	60	0	0	0	0	0	0	2	0	0	0	0	0	13	44	0	0	0	1	0	0	3	79	

Screenings Reported by CFC/CPS/DCFS and ZIP / FY2019

Zip Code	Total Screened	Screenings of Children involved with DCFS						Not Referred	Total Referred	# of Children Ages 0 to 3 Referred to										# of Children Ages 3 to 5 Referred to						Sub-Totals								
		Ages (in Months)								In Intact Family Services	Children of Teen Wards	In Foster Care	LEA EI	LEA (ECSE)	EHS	PI (center-based)	Child Care Program	HV	Other Services	Multiple Services	Rescreening	LEA (ECSE)	PFA	HS	Child Care Program	HV	Other Services	Multiple Services	Rescreening	Ages 0-35 mos.	Ages 36-61+ mos.			
NONE	2353	2196	104	41	6	6	0	0	0	0	0	0	0	0	0	0	0	0	0	0	0	0	0	0	0	0	0	0	0	0	0	0	2341	12
TOTAL	5909	2430	445	739	1418	828	45	1293	2261	2	0	6	158	150	3	5	8	99	90	21	187	369	875	58	11	1	63	31	204	3614	2291			

CFC #06 Child & Family Connections, Clearbrook, 1835 W Central Rd, Arlington Heights, IL 60005 - Jason Tietz

60004	34	0	0	9	15	10	0	14	20	0	0	0	0	4	0	0	0	0	0	0	0	16	0	0	0	0	0	0	0	0	0	9	25
60005	32	0	0	18	8	6	0	3	29	0	0	0	5	10	0	0	0	0	0	0	0	14	0	0	0	0	0	0	0	0	0	18	14
60008	127	2	5	14	65	41	0	70	57	0	0	0	4	0	0	0	0	0	8	0	2	7	93	0	0	0	0	0	0	0	0	21	106
60010	115	0	0	2	65	47	1	45	70	0	0	0	0	0	0	0	0	0	0	0	1	2	40	0	0	0	3	5	13	2	113		
60018	19	0	0	2	13	2	2	18	1	0	0	0	0	0	0	0	0	0	0	0	0	1	0	0	0	0	0	0	0	0	2	17	
60022	18	0	0	2	9	6	1	12	6	0	0	0	1	1	0	0	0	0	0	0	0	4	0	0	0	0	0	0	0	0	2	16	
60025	6	0	0	0	4	2	0	0	0	0	0	0	0	0	0	0	0	0	0	0	0	0	0	0	0	0	0	0	0	0	0	6	
60026	50	0	0	0	27	23	0	22	28	0	0	0	0	0	0	0	0	0	0	0	0	2	6	0	19	0	1	0	0	0	0	50	
60053	131	0	0	9	71	51	0	16	115	0	0	0	0	4	0	0	0	0	3	1	0	19	84	0	0	0	1	1	2	9	122		
60056	162	0	0	20	84	53	5	29	133	0	0	0	0	17	0	0	0	0	0	0	0	46	48	0	0	0	11	6	11	20	142		
60062	52	0	0	6	27	17	2	32	20	0	0	0	1	0	0	0	0	0	0	0	0	11	0	0	0	0	8	0	0	6	46		
60070	44	0	2	8	20	14	0	17	27	0	0	1	0	5	0	0	0	0	0	0	0	5	17	0	0	0	0	0	0	10	34		
60076	64	0	0	8	33	23	0	10	54	0	0	0	0	4	0	0	0	0	0	0	2	26	4	0	0	0	15	0	3	8	56		
60091	79	0	0	9	39	25	6	27	52	0	0	0	0	7	0	0	0	0	0	0	0	43	0	0	0	0	0	0	2	9	70		
60093	25	0	0	1	11	9	4	11	14	0	0	0	0	1	0	0	0	0	0	0	0	2	0	0	0	0	0	0	11	1	24		
60107	63	0	0	1	24	38	0	3	60	0	0	0	0	0	0	0	0	0	0	0	0	0	23	17	0	0	18	0	2	1	62		
60194	418	19	38	42	231	81	7	228	190	1	0	1	20	0	0	0	0	17	1	0	0	1	111	7	1	0	47	0	2	99	319		
60201	14	0	0	0	5	9	0	8	6	0	0	0	0	0	0	0	0	0	0	0	0	3	0	0	0	0	2	1	0	0	14		
60714	185	3	10	46	72	43	11	87	98	0	0	1	10	22	0	0	0	0	0	0	5	39	0	0	0	0	0	0	22	59	126		
TOTAL	1638	24	55	197	823	500	39	652	980	1	0	3	41	75	0	0	0	17	12	1	10	241	426	24	20	0	106	13	68	276	1362		

CFC #07 Child & Family Connections, Suburban Access, Inc, One Westbrook Corporate Ctr, Ste 640, Westchester, IL 60154 - Jo Ann Alferink

60131	2	0	0	1	0	1	0	0	2	0	0	0	0	1	0	0	0	0	0	0	0	1	0	0	0	0	0	0	0	0	1	1
60160	2	1	0	1	0	0	0	2	0	0	0	0	0	0	0	0	0	0	0	0	0	0	0	0	0	0	0	0	0	2	0	
60164	128	0	0	28	45	39	1	0	128	0	0	0	4	5	0	0	0	0	24	0	0	0	95	0	0	0	0	0	0	28	85	
60171	36	0	0	6	17	9	4	0	36	0	0	0	0	5	0	0	0	0	0	0	1	4	18	0	0	0	4	0	0	6	30	
60302	48	0	0	0	15	31	2	2	46	0	0	0	0	0	0	0	0	0	0	0	0	1	43	0	0	0	2	0	0	0	48	
60402	97	0	1	15	43	37	1	2	95	0	0	0	0	2	0	0	0	0	0	0	2	0	91	0	0	0	0	0	0	16	81	

Screenings Reported by CFC/CPS/DCFS and ZIP / FY2019

Zip Code	Total Screened	Ages (in Months)						Not Referred	Total Referred	Screenings of Children involved with DCFS			# of Children Ages 0 to 3 Referred to								# of Children Ages 3 to 5 Referred to						Sub-Totals				
		0-11	12-23	24-35	36-47	48-60	61+			In Intact Family Services	Children of Teen Wards	In Foster Care	EI	LEA (ECSE)	EHS	PI (center-based)	Child Care Program	HV	Other Services	Multiple Services	Rescreening	LEA (ECSE)	PFA	HS	Child Care Program	HV	Other Services	Multiple Services	Rescreening	Ages 0-35 mos.	Ages 36-61+ mos.
60546	13	0	0	2	5	5	1	0	12	0	0	0	1	1	0	0	0	0	0	0	0	10	0	0	0	0	0	0	1	2	11
60608	133	112	20	1	0	0	0	0	0	0	0	0	0	0	0	0	0	0	0	0	0	0	0	0	0	0	0	133	0		
60612	87	73	14	0	0	0	0	0	0	0	0	0	0	0	0	0	0	0	0	0	0	0	0	0	0	0	0	87	0		
60623	530	502	24	4	0	0	0	0	0	0	0	0	0	0	0	0	0	0	0	0	0	0	0	0	0	0	0	530	0		
60624	177	158	19	0	0	0	0	0	0	0	0	0	0	0	0	0	0	0	0	0	0	0	0	0	0	0	0	177	0		
60706	4	0	0	3	0	1	0	0	4	0	0	0	0	3	0	0	0	0	0	0	0	1	0	0	0	0	0	3	1		
60804	546	350	29	28	57	82	0	83	126	0	0	0	9	1	0	0	0	5	0	6	34	76	0	0	0	0	0	407	139		
TOTAL	1803	1196	107	89	182	205	9	89	449	0	0	0	14	18	0	0	0	5	24	6	3	50	324	0	0	0	6	0	1	1392	396
CFC #08 Child & Family Connections, Easter Seals of Metropolitan Chicago, 9455 S Hoyne Ave, Chicago, IL 60643 - Marlene Stroube																															
60805	0	0	0	0	0	0	0	0	0	0	0	0	0	0	0	0	0	0	0	0	0	0	0	0	0	0	0	0	0	0	0
TOTAL	0	0	0	0	0	0	0	0	0	0	0	0	0	0	0	0	0	0	0	0	0	0	0	0	0	0	0	0	0	0	0
CFC #09 Child & Family Connections, Hektoen Institute for Medical Research, LLC, 5422 W Roosevelt Rd, Chicago, IL 60644 - Monica Patrick																															
60644	250	221	26	3	0	0	0	0	0	0	0	0	0	0	0	0	0	0	0	0	0	0	0	0	0	0	0	250	0		
TOTAL	250	221	26	3	0	0	0	0	0	0	0	0	0	0	0	0	0	0	0	0	0	0	0	0	0	0	0	250	0		
CFC #12 Child & Family Connections, Easter Seals of Metropolitan Chicago, 17300 S Ozark Ave - North Bldg, Tinley Park, IL 60477 - Peter Byrne																															
60409	105	0	0	2	46	56	1	72	33	0	0	0	0	0	0	0	0	0	0	0	24	0	0	0	9	0	0	2	103		
60411	183	19	24	26	48	64	2	34	149	0	0	0	4	1	0	0	0	24	0	0	3	116	0	0	3	7	5	3	69	114	
60426	14	2	6	6	0	0	0	13	1	0	0	0	0	0	0	0	0	0	0	0	0	0	0	0	0	0	0	14	0		
60428	57	0	0	3	32	22	0	54	3	0	0	0	0	0	0	0	0	0	0	0	3	0	0	0	0	0	0	3	54		
60429	49	0	0	3	26	20	0	49	0	0	0	3	0	0	0	0	0	0	0	0	0	0	0	0	0	0	0	3	46		
60439	24	0	0	2	9	12	1	11	13	0	0	0	0	2	0	0	0	0	0	0	6	5	0	0	0	0	0	2	22		
60445	30	7	8	7	8	3	0	1	31	0	0	1	6	0	0	0	0	20	0	0	0	12	0	0	0	0	0	22	11		
60452	41	7	6	6	16	6	0	1	40	0	0	0	0	0	0	0	0	19	0	0	1	20	0	0	0	0	0	19	22		
60453	312	0	0	19	144	129	20	270	44	48	0	2	0	5	0	0	0	0	1	0	6	10	0	0	0	4	1	10	19	293	
60457	84	0	0	0	29	52	3	75	9	0	0	0	0	0	0	0	0	0	0	0	0	0	0	0	0	2	0	10	0	84	
60458	80	0	0	0	42	38	0	57	23	0	0	0	0	0	0	0	0	0	0	0	0	16	0	0	0	4	1	2	0	80	
60459	120	0	0	0	43	66	11	111	9	0	0	0	0	0	0	0	0	0	0	0	0	0	0	0	0	3	0	4	0	120	
60462	123	0	0	0	77	45	1	41	82	0	0	1	0	0	0	0	0	0	0	0	38	0	0	0	0	23	4	21	0	123	
60463	82	0	0	0	56	24	2	74	8	0	0	0	0	0	0	0	0	0	0	0	8	0	0	0	0	0	0	0	0	82	

Screenings Reported by CFC/CPS/DCFS and ZIP / FY2019

Zip Code	Total Screened	Screenings of Children involved with DCFS							# of Children Ages 0 to 3 Referred to											# of Children Ages 3 to 5 Referred to					Sub-Totals						
		Ages (in Months)						Not Referred	Total Referred	In Intact Family Services	Children of Teen Wards	In Foster Care	EI	LEA (ECSE)	EHS	PI (center-based)	Child Care Program	HV	Other Services	Multiple Services	Rescreening	LEA (ECSE)	PFA	HS	Child Care Program	Other HV Services	Multiple Services	Rescreening	Ages 0-35 mos.	Ages 36-61+ mos.	
		0-11	12-23	24-35	36-47	48-60	61+																								
60471	88	0	0	1	38	49	0	0	88	1	0	0	0	0	0	0	0	0	0	0	0	1	87	0	0	0	0	0	0	1	87
60477	210	8	17	34	93	56	2	102	108	0	0	1	2	0	0	0	1	0	4	0	0	10	94	0	0	0	0	1	59	151	
60480	37	0	0	0	7	19	11	28	9	0	0	0	0	0	0	0	0	0	0	0	0	0	0	0	2	0	7	0	37		
60501	101	0	0	0	42	48	11	99	2	0	0	0	0	0	0	0	0	0	0	0	0	0	0	0	0	0	2	0	101		
60638	29	0	0	0	17	10	2	21	8	0	0	0	0	0	0	0	0	0	0	0	2	0	0	0	0	4	0	7	0	29	
60805	79	0	0	0	20	39	20	79	0	0	0	0	0	0	0	0	0	0	0	0	0	0	0	0	0	0	0	0	0	79	
TOTAL	1848	43	61	109	793	758	87	1192	660	49	0	8	12	8	0	0	1	63	5	0	4	78	384	0	0	3	58	11	67	213	1638

CFC #13 Child & Family Connections, Regional Office of Education #26, 130 S Lafayette St, Ste 200, Macomb, IL 61455 - Chuck Farr

61415	7	3	2	2	0	0	0	6	1	0	0	6	0	0	0	0	0	0	0	0	0	1	0	0	0	0	0	0	7	0
61422	60	8	5	4	33	10	0	15	45	0	0	0	0	0	0	0	0	0	0	0	5	40	0	0	0	0	0	17	43	
61427	3	1	0	2	0	0	0	1	2	0	0	0	0	0	0	0	0	0	0	0	0	2	0	0	0	0	0	3	0	
61431	3	0	2	0	1	0	0	2	1	0	0	2	0	0	0	0	0	0	0	0	0	1	0	0	0	0	0	2	1	
61440	3	2	1	0	0	0	0	3	0	0	0	1	0	0	0	0	0	0	0	0	0	0	0	0	0	0	0	3	0	
61441	2	0	2	0	0	0	0	2	0	0	0	0	0	0	0	0	0	0	0	0	0	0	0	0	0	0	0	2	0	
61450	8	1	1	4	2	0	0	4	4	0	0	0	0	0	0	0	0	0	0	0	0	4	0	0	0	0	0	6	2	
61455	105	22	22	24	24	13	0	72	33	1	0	2	8	0	0	0	0	1	0	0	8	0	5	0	0	0	0	11	68	37
61482	1	1	0	0	0	0	0	1	0	0	0	0	0	0	0	0	0	0	0	0	0	0	0	0	0	0	0	1	0	
61501	1	1	0	0	0	0	0	1	0	0	0	0	0	0	0	0	0	0	0	0	0	0	0	0	0	0	0	1	0	
61520	23	7	10	6	0	0	0	17	6	4	0	2	0	0	0	0	0	1	0	0	1	0	4	0	0	0	0	23	0	
61531	2	0	0	2	0	0	0	1	1	0	0	0	1	0	0	0	0	0	0	0	0	0	0	0	0	0	0	2	0	
61542	9	5	3	1	0	0	0	9	0	0	0	2	0	0	0	0	0	0	0	0	0	0	0	0	0	0	0	9	0	
61563	6	0	6	0	0	0	0	6	0	0	0	0	0	0	0	0	0	0	0	0	0	0	0	0	0	0	0	6	0	
62316	39	2	0	7	24	6	0	13	26	0	0	0	0	0	0	0	0	0	0	0	0	26	0	0	0	0	0	9	30	
62321	11	3	0	8	0	0	0	8	3	0	0	0	0	0	0	0	0	1	0	0	4	0	2	0	0	0	0	11	0	
62326	9	3	1	4	1	0	0	6	3	0	0	0	0	0	0	0	0	0	0	0	0	3	0	0	0	0	0	8	1	
62330	5	0	0	4	1	0	0	0	5	0	0	0	0	1	0	0	0	0	0	0	0	4	0	0	0	0	0	4	1	
62341	11	2	5	3	1	0	0	9	2	0	0	0	0	0	0	0	0	0	0	0	0	2	0	0	0	0	0	10	1	
62354	4	0	1	3	0	0	0	0	4	0	0	0	0	0	0	0	0	0	0	0	4	0	1	0	0	0	0	4	0	
62358	8	1	0	6	1	0	0	4	4	0	0	0	0	0	0	0	0	0	0	0	0	4	0	0	0	0	0	7	1	
62367	4	0	2	2	0	0	0	2	2	0	0	1	1	0	0	0	0	0	0	0	0	1	0	0	0	0	0	4	0	
62374	1	1	0	0	0	0	0	1	0	0	0	1	0	0	0	0	0	0	0	0	0	0	0	0	0	0	0	1	0	
62379	2	0	2	0	0	0	0	2	0	0	0	0	0	0	0	0	0	0	0	0	0	0	0	0	0	0	0	2	0	

Screenings Reported by CFC/CPS/DCFS and ZIP / FY2019

Zip Code	Total Screened	Screenings of Children involved with DCFS								# of Children Ages 0 to 3 Referred to										# of Children Ages 3 to 5 Referred to					Sub-Totals						
		Ages (in Months)						Not Referred	Total Referred	In Intact Family Services	Children of Teen Wards	In Foster Care	EI	LEA (ECSE)	EHS	PI (center-based)	Child Care Program	HV	Other Services	Multiple Services	Rescreening	LEA (ECSE)	PFA	HS	Child Care Program	Other HV Services	Multiple Services	Rescreening	Ages 0-35 mos.	Ages 36-61+ mos.	
		0-11	12-23	24-35	36-47	48-60	61+																								
62681	38	0	0	15	19	4	0	4	34	2	0	1	2	1	0	0	0	2	5	0	0	0	24	0	0	0	0	0	0	15	23
NONE	1725	1524	119	57	14	11	0	0	0	0	0	0	0	0	0	0	0	0	0	0	0	0	0	0	0	0	0	0	1700	25	
TOTAL	2090	1587	184	154	121	44	0	189	176	7	0	18	12	2	0	0	0	5	5	0	17	5	124	0	0	0	0	0	11	1925	165

CFC #14 Child & Family Connections, 3000 W Rohmann Ave., West Peoria, IL 61604 - Michelle Harr

61234	11	0	0	0	7	4	0	4	7	0	0	0	0	0	0	0	0	0	0	0	0	0	0	0	0	0	1	0	6	0	11
61238	22	2	2	8	7	3	0	17	5	0	0	0	0	0	0	0	4	0	0	0	0	0	0	0	0	0	1	0	0	12	10
61421	17	0	0	0	8	9	0	12	5	0	0	0	0	0	0	0	0	0	0	0	0	0	0	0	0	0	0	0	5	0	17
61434	18	0	0	0	10	5	3	9	9	0	0	0	0	0	0	0	0	0	0	0	0	0	0	0	0	0	7	0	2	0	18
61443	175	0	0	24	103	33	15	112	63	0	0	0	0	0	0	0	0	0	0	14	0	0	0	0	0	13	3	33	24	151	
61491	12	0	0	0	7	5	0	8	4	0	0	2	0	0	0	0	0	0	0	0	4	0	0	0	0	0	0	0	0	0	12
61548	87	0	0	8	45	32	2	6	81	0	0	1	0	3	0	0	0	0	5	0	0	6	60	0	0	0	8	0	2	8	79
61550	31	0	5	5	15	4	2	13	18	0	0	0	6	0	0	0	0	0	0	0	2	0	0	0	0	11	1	3	10	21	
61554	375	15	16	14	235	95	0	45	330	0	0	11	1	0	0	0	0	0	0	0	37	292	0	0	0	76	11	0	45	330	
61564	9	0	0	0	5	3	1	8	1	7	0	0	0	0	0	0	0	0	0	0	1	0	0	0	0	0	0	0	0	9	
61568	10	0	0	5	3	2	0	3	7	0	0	0	5	0	0	0	0	0	0	0	0	0	0	0	0	0	0	0	2	5	5
61571	29	0	0	5	12	12	0	8	21	0	0	5	0	5	0	0	0	0	1	0	0	10	0	0	0	0	10	1	1	5	24
61603	78	15	19	23	14	7	0	52	26	0	0	1	5	1	0	0	0	0	0	0	6	0	0	0	0	0	0	0	0	57	21
61604	9	2	2	5	0	0	0	2	7	7	0	2	1	0	0	0	0	0	1	0	5	0	0	0	0	0	0	0	0	9	0
61605	530	6	6	96	258	152	12	50	480	20	0	46	1	4	0	51	0	0	1	0	20	43	320	0	0	0	16	0	27	108	422
61607	238	0	4	18	130	82	4	137	101	0	0	0	2	0	0	0	0	0	2	1	3	0	0	0	0	0	41	45	20	22	216
61616	181	16	18	32	69	45	1	74	107	0	0	0	3	0	0	3	0	0	0	0	0	100	0	0	0	0	0	1	66	115	
61734	67	0	0	4	12	49	2	33	34	0	0	1	0	0	0	0	0	0	0	0	10	16	1	2	0	2	0	5	4	63	
61738	44	0	0	0	30	14	0	18	26	0	0	0	0	0	0	0	0	0	0	0	4	24	0	0	0	0	2	0	2	0	44
61755	36	0	2	11	15	8	0	12	24	0	0	1	3	1	0	0	0	0	1	0	2	0	15	0	0	0	1	0	1	13	23
NONE	1365	997	202	128	21	17	0	0	0	0	0	0	0	0	0	0	0	0	0	0	0	0	0	0	0	0	0	0	0	1327	38
TOTAL	3344	1053	276	386	1006	581	42	623	1356	34	0	70	27	14	0	54	0	4	11	1	55	123	827	1	2	0	189	61	110	1715	1629

CFC #15 Child & Family Connections, Services of Will, Grundy, & Kankakee Counties, Inc., 2300 Glenwood Ave, Joliet, IL 60435 - Rachel Cimino

60401	21	0	0	3	12	6	0	0	21	0	0	0	0	2	0	0	0	0	0	0	4	15	0	0	0	0	0	0	3	18
60404	132	4	3	7	77	41	0	50	82	0	0	0	0	0	0	0	0	0	0	0	5	71	0	0	0	3	3	0	14	118
60407	5	0	3	1	1	0	0	5	0	0	0	0	0	0	0	0	0	0	0	0	0	0	0	0	0	0	0	0	4	1

Screenings Reported by CFC/CPS/DCFS and ZIP / FY2019

Zip Code	Total Screened	Screenings of Children involved with DCFS								# of Children Ages 0 to 3 Referred to										# of Children Ages 3 to 5 Referred to						Sub-Totals					
		Ages (in Months)						Not Referred	Total Referred	In Intact Family Services	Children of Teen Wards	In Foster Care	EI	LEA (ECSE)	EHS	PI (center-based)	Child Care Program	HV	Other Services	Multiple Services	Rescreening	LEA (ECSE)	PFA	HS	Child Care Program	Other HV Services	Multiple Services	Rescreening	Ages 0-35 mos.	Ages 36-61+ mos.	
		0-11	12-23	24-35	36-47	48-60	61+																								
60408	56	1	0	9	35	11	0	0	56	1	0	0	0	3	0	0	0	0	0	0	0	10	41	0	0	0	0	0	2	10	46
60410	84	3	0	16	41	23	1	6	78	0	0	1	1	5	0	0	0	0	0	0	0	17	55	0	0	0	0	0	0	19	65
60415	9	4	3	2	0	0	0	8	1	0	0	1	0	0	0	0	0	0	0	0	0	0	0	0	0	0	0	0	9	0	
60416	3	0	1	2	0	0	0	3	0	0	0	0	0	0	0	0	0	0	0	0	0	0	0	0	0	0	0	0	3	0	
60417	142	1	5	8	67	60	1	9	133	0	0	0	7	0	0	0	0	0	0	0	0	40	86	0	0	0	0	0	14	128	
60421	10	0	0	3	2	5	0	0	10	0	0	0	0	0	0	0	0	0	0	0	0	2	8	0	0	0	0	0	3	7	
60423	46	0	0	0	31	13	2	23	23	0	0	0	0	0	0	0	0	0	0	0	0	0	23	0	0	0	0	0	0	0	46
60431	84	13	16	14	32	6	3	39	45	0	0	0	5	0	0	0	1	0	0	0	2	8	18	0	0	0	10	0	1	43	41
60432	229	33	28	20	54	90	4	184	45	0	0	0	5	10	0	0	0	0	2	0	0	28	0	0	0	0	0	0	81	148	
60433	191	99	42	14	22	14	0	52	139	0	0	23	25	0	0	0	1	0	0	0	77	3	30	1	0	0	0	2	3	155	36
60435	291	91	96	95	6	3	0	229	62	0	0	2	56	0	0	0	0	0	0	0	3	2	0	0	1	0	0	0	0	282	9
60436	549	2	1	8	274	248	16	306	243	0	0	2	0	0	0	0	0	0	0	0	0	26	216	0	0	0	0	0	1	11	538
60440	1	0	1	0	0	0	0	1	0	0	0	0	0	0	0	0	0	0	0	0	0	0	0	0	0	0	0	0	1	0	
60441	557	0	1	0	193	257	106	471	86	0	0	0	0	0	0	0	0	0	0	0	0	10	0	0	0	0	55	15	6	1	556
60442	44	0	0	0	23	21	0	1	43	0	0	0	0	0	0	0	0	0	0	0	0	3	40	0	0	0	0	0	0	0	44
60444	35	2	0	0	21	12	0	5	30	0	0	1	0	0	0	0	0	0	0	0	0	11	19	0	0	0	0	0	2	33	
60446	742	1	3	1	382	348	7	357	385	0	0	0	0	0	0	0	0	0	0	0	0	81	92	0	0	0	0	0	212	5	737
60447	70	2	1	1	41	23	2	1	69	0	0	0	3	0	0	0	0	0	0	0	0	18	44	0	0	0	2	0	2	4	66
60450	159	26	30	29	54	20	0	73	86	0	0	0	14	0	0	0	0	0	0	0	0	25	39	0	0	0	1	0	7	85	74
60451	130	0	0	3	73	47	7	0	130	0	0	0	0	0	0	0	0	0	0	0	0	49	10	0	65	0	1	0	8	3	127
60481	83	6	3	9	42	23	0	6	77	0	0	0	1	2	0	0	0	0	0	0	1	15	58	0	0	0	0	0	0	18	65
60504	69	0	0	3	39	27	0	47	22	0	0	0	0	0	0	0	0	0	0	0	0	11	2	0	0	0	0	0	9	3	66
60518	55	0	2	1	26	22	4	45	10	0	0	0	1	0	0	0	0	0	0	0	0	2	3	0	0	0	4	0	0	3	52
60531	33	0	0	1	10	18	4	31	2	0	0	0	0	0	0	0	0	0	0	0	0	2	0	0	0	0	0	0	1	32	
60544	525	0	0	167	222	128	8	60	465	0	0	0	0	0	0	0	0	0	0	0	0	258	207	0	0	0	0	0	0	167	358
60545	1	1	0	0	0	0	0	1	0	0	0	0	0	0	0	0	0	0	0	0	0	0	0	0	0	0	0	0	1	0	
60551	34	0	0	0	5	21	8	34	0	0	0	0	0	0	0	0	0	0	0	0	0	0	0	0	0	0	0	0	0	34	
60901	258	25	42	61	81	49	0	204	54	0	0	1	13	8	0	0	0	0	2	6	0	4	13	15	0	0	0	0	1	128	130
60914	26	0	2	1	5	18	0	23	3	0	0	0	1	0	0	0	0	0	0	0	0	0	1	0	0	0	0	1	0	3	23
60915	127	31	27	23	19	27	0	61	66	0	0	0	18	0	0	0	0	0	0	0	0	0	47	0	1	0	0	0	81	46	
60954	75	1	2	11	40	20	1	0	75	0	0	0	0	0	0	0	0	4	0	0	0	0	58	0	0	0	10	0	3	14	61
60964	36	1	1	13	17	4	0	21	15	0	0	0	0	0	0	0	0	0	0	0	0	2	13	0	0	0	0	0	15	21	
61301	125	0	0	3	49	64	9	111	14	0	0	0	0	0	0	0	0	0	0	0	0	4	0	0	0	0	4	0	6	3	122
61325	20	0	1	1	11	7	0	4	16	0	0	0	2	0	0	0	0	0	0	0	0	4	8	0	0	0	1	0	2	18	

Screenings Reported by CFC/CPS/DCFS and ZIP / FY2019

Zip Code	Total Screened	Ages (in Months)						Not Referred	Total Referred	Screenings of Children involved with DCFS			# of Children Ages 0 to 3 Referred to								# of Children Ages 3 to 5 Referred to					Sub-Totals					
		0-11	12-23	24-35	36-47	48-60	61+			In Intact Family Services	Children of Teen Wards	In Foster Care	EI	LEA (ECSE)	EHS	PI (center-based)	Child Care Program	HV	Other Services	Multiple Services	Rescreening	LEA (ECSE)	PFA	HS	Child Care Program	Other HV Services	Multiple Services	Rescreening	Ages 0-35 mos.	Ages 36-61+ mos.	
61341	58	0	0	10	31	17	0	11	47	0	0	0	0	0	0	0	0	0	0	2	34	0	0	0	3	0	8	10	48		
61342	158	0	1	6	78	68	5	77	81	0	0	0	0	0	0	0	0	0	4	58	4	0	0	11	0	4	7	151			
61348	87	0	0	0	63	18	6	23	64	0	0	0	0	0	0	0	0	0	2	49	0	0	0	6	1	8	0	87			
61350	571	10	3	46	235	226	51	376	195	0	0	0	1	0	0	0	0	0	13	120	0	14	0	14	0	33	59	512			
61354	240	0	0	9	106	109	16	103	137	0	0	0	1	0	0	0	0	0	11	103	0	0	0	13	0	8	9	231			
61360	110	0	0	2	39	58	11	82	28	0	0	0	0	0	0	0	0	0	3	19	0	0	0	4	0	1	2	108			
61364	291	2	6	13	125	128	17	163	128	0	0	0	5	0	0	0	0	0	23	63	0	0	0	15	0	21	21	270			
61370	15	0	0	1	8	6	0	0	15	0	0	0	0	0	0	0	0	0	13	0	0	0	0	0	0	1	1	14			
61373	8	0	0	2	3	3	0	0	8	0	0	0	0	0	0	0	0	0	0	6	0	0	0	0	0	0	2	6			
NONE	1860	1459	233	106	34	28	0	0	0	0	0	0	0	0	0	0	0	0	0	0	0	0	0	0	0	0	1798	62			
TOTAL	8455	1818	557	725	2729	2337	289	3306	3289	1	0	30	160	30	0	0	2	4	8	6	85	715	1669	20	81	0	157	22	346	3100	5355

CFC #16 Child & Family Connections, 201 W Springfield Ave, Ste 508 & 509, Champaign, IL 61820 - Chris Johnson

60929	10	0	0	8	2	0	0	2	8	0	0	0	0	5	0	0	0	0	1	0	0	0	0	0	0	0	0	8	2	
60942	17	0	0	1	11	3	2	0	17	0	0	1	0	1	0	0	0	0	0	3	10	0	0	0	3	0	0	1	16	
60957	2	1	0	1	0	0	0	2	0	0	0	0	0	0	0	0	0	0	0	0	0	0	0	0	0	0	2	0		
60963	11	0	0	0	7	4	0	0	11	0	0	0	0	0	0	0	0	0	1	10	0	0	0	0	0	0	0	11		
60970	1376	466	386	256	111	157	0	1352	24	0	0	0	24	0	0	0	0	0	0	0	0	0	0	0	0	0	0	1108	268	
61701	88	17	36	34	1	0	0	41	47	0	0	0	43	3	0	0	0	0	1	0	0	0	0	0	0	0	87	1		
61704	197	0	0	3	113	81	0	31	166	0	0	0	0	0	0	0	0	0	28	110	0	27	0	0	0	1	3	194		
61726	20	0	0	5	11	4	0	7	13	0	0	0	0	0	0	0	0	0	0	8	0	0	0	1	0	0	5	15		
61738	22	0	0	0	15	7	0	10	12	0	0	0	0	0	0	0	0	0	1	11	0	0	0	0	0	0	0	22		
61739	49	0	0	13	28	8	0	4	45	1	0	2	0	0	2	0	0	0	0	28	0	0	0	3	0	1	13	36		
61740	19	0	0	6	10	3	0	12	7	0	0	0	1	0	0	0	0	0	0	0	0	0	0	0	0	0	1	6	13	
61745	39	0	0	3	33	3	0	38	1	0	0	0	0	0	0	0	0	0	0	0	0	0	0	0	0	0	1	3	36	
61764	690	365	94	72	106	48	5	638	52	0	0	0	33	0	0	0	0	0	1	0	4	6	2	0	0	1	0	5	531	159
61769	14	0	0	2	10	2	0	0	14	0	0	0	0	0	2	0	0	0	0	12	0	0	0	0	0	0	2	12		
61801	156	43	57	50	6	0	0	137	19	0	0	0	9	0	6	0	0	0	0	0	0	0	0	0	0	0	0	150	6	
61802	107	5	8	7	54	27	6	81	26	0	0	0	0	0	1	0	0	0	0	17	2	1	0	5	0	0	20	87		
61817	30	0	0	0	25	5	0	2	28	0	0	0	0	0	0	0	0	0	6	17	0	0	0	5	0	0	0	30		
61820	277	0	0	4	161	104	8	32	245	0	0	3	0	0	0	0	0	0	26	219	0	0	0	0	0	0	4	273		
61821	127	35	43	41	6	2	0	20	107	0	0	21	33	2	0	0	0	0	2	0	0	0	0	0	0	0	119	8		
61832	241	2	3	1	163	66	6	13	228	3	0	2	0	0	0	0	0	0	39	162	0	0	0	27	0	0	6	235		

Screenings Reported by CFC/CPS/DCFS and ZIP / FY2019

Zip Code	Total Screened	Screenings of Children involved with DCFS						Not Referred	Total Referred	# of Children Ages 0 to 3 Referred to										# of Children Ages 3 to 5 Referred to						Sub-Totals						
		Ages (in Months)								In Intact Family Services	Children of Teen Wards	In Foster Care	EI	LEA (ECSE)	EHS	PI (center-based)	Child Care Program	HV	Other Services	Multiple Services	Rescreening	LEA (ECSE)	PFA	HS	Child Care Program	Other HV Services	Multiple Services	Rescreening	Ages 0-35 mos.	Ages 36-61+ mos.		
61846	28	0	0	0	20	6	2	1	27	0	0	0	0	0	0	0	0	0	0	0	0	1	19	0	0	0	7	0	0	0	0	28
61853	43	0	0	2	24	17	0	15	28	0	0	0	0	2	0	0	0	0	0	0	0	26	0	0	0	0	0	0	0	2	41	
61866	149	0	0	9	82	53	5	1	148	3	0	5	0	0	0	0	0	0	8	0	0	19	100	1	0	1	18	0	1	9	140	
61873	152	0	0	2	117	32	1	0	152	0	0	2	2	0	0	0	0	0	0	0	0	32	118	0	0	0	0	0	0	2	150	
61883	57	0	0	0	41	14	2	0	57	0	0	1	0	0	0	0	0	0	0	0	0	7	46	0	0	0	4	0	0	0	57	
NONE	1954	1656	178	92	20	8	0	0	0	0	0	0	0	0	0	0	0	0	0	0	0	0	0	0	0	0	0	0	0	1926	28	
TOTAL	5875	2590	805	612	1177	654	37	2439	1482	7	0	37	145	13	11	0	0	0	27	0	81	198	891	3	28	1	74	0	10	4007	1868	

CFC #17 Child & Family Connections, ROE of Adams/Pike Counties, 510 Maine St, Ste 615, Quincy, IL 62301 - Kara Hoffman

62013	5	0	0	3	1	1	0	5	0	0	0	0	0	0	0	0	0	0	0	0	0	0	0	0	0	0	0	0	0	3	2
62016	59	0	0	5	16	35	3	52	7	0	0	0	0	0	0	0	0	0	0	0	1	0	0	0	0	0	0	0	6	5	54
62044	16	0	0	3	11	2	0	7	9	1	0	0	0	0	0	0	0	0	0	0	2	2	0	0	0	0	0	0	5	3	13
62047	44	0	0	1	16	27	0	42	2	0	0	0	0	0	0	0	0	0	0	0	0	0	0	0	0	0	0	0	1	1	43
62082	6	0	0	0	2	4	0	5	1	0	0	0	0	0	0	0	0	0	0	0	1	0	0	0	0	0	0	0	0	0	6
62092	54	0	0	1	29	22	2	36	18	1	0	1	0	0	0	0	0	0	0	0	0	0	0	0	0	0	0	0	18	1	53
62340	20	0	0	4	7	9	0	19	1	2	0	0	0	0	0	0	0	0	0	0	0	0	0	0	0	0	0	0	1	4	16
62345	273	29	45	75	91	13	0	232	41	0	0	0	3	0	0	0	0	3	0	3	9	2	2	0	0	0	0	0	14	149	104
62353	63	2	5	22	26	8	0	45	18	0	0	0	1	0	0	0	0	0	0	0	5	0	0	0	0	0	0	0	12	29	34
62363	59	0	0	1	27	28	3	52	7	0	0	0	0	0	0	0	0	0	0	0	0	0	0	0	0	0	0	0	7	1	58
62366	8	0	0	3	4	1	0	5	3	0	0	0	0	0	0	0	0	0	0	0	0	0	0	0	0	0	0	0	3	3	5
62611	13	0	0	0	3	8	2	12	1	0	0	0	0	0	0	0	0	0	0	0	0	0	0	0	0	0	0	0	1	0	13
62618	127	0	0	5	81	37	4	88	39	3	0	0	0	0	0	0	0	0	0	0	3	2	0	0	0	0	0	0	34	5	122
62621	3	0	0	1	2	0	0	2	1	0	0	0	0	0	0	0	0	0	0	0	1	0	0	0	0	0	0	0	0	1	2
62631	22	0	0	7	12	3	0	17	5	0	0	0	1	0	0	0	0	0	0	0	0	0	0	0	0	0	0	0	4	7	15
62638	2	0	0	0	0	2	0	1	1	0	0	0	0	0	0	0	0	0	0	0	0	0	0	0	0	0	0	0	1	0	2
62650	379	0	0	22	187	141	28	294	85	5	0	4	0	0	0	0	0	0	0	0	6	6	0	0	0	0	0	0	73	22	356
62665	6	0	0	0	1	5	0	2	4	0	0	0	0	0	0	0	0	0	0	0	0	1	0	0	0	0	0	0	3	0	6
62692	46	0	0	4	23	14	5	34	12	0	0	0	0	0	0	0	0	0	0	0	1	0	0	0	0	0	0	0	11	4	42
62694	37	0	0	3	15	16	3	26	11	1	0	0	0	0	0	0	0	0	0	0	0	1	0	0	0	0	0	0	10	3	34
NONE	1014	798	108	76	20	12	0	0	0	0	0	0	0	0	0	0	0	0	0	0	0	0	0	0	0	0	0	0	0	982	32
TOTAL	2256	829	158	236	574	388	50	976	266	13	0	5	5	0	0	0	0	3	0	3	28	16	2	0	0	0	0	0	204	1223	1012

Screenings Reported by CFC/CPS/DCFS and ZIP / FY2019

Zip Code	Total Screened	Screenings of Children involved with DCFS							# of Children Ages 0 to 3 Referred to										# of Children Ages 3 to 5 Referred to						Sub-Totals						
		Ages (in Months)							Total Referred	Family Services	Children of Teen Wards	In Foster Care	LEA EI	LEA (ECSE)	PI EHS	Child Care Program	HV	Other Services	Multiple Services	Rescreening	LEA (ECSE)	PFA	HS	Child Care Program	Other HV Services	Multiple Services	Rescreening	Ages 0-35 mos.	Ages 36-61+ mos.		
0-11	12-23	24-35	36-47	48-60	61+	Not Referred																									
CFC #18 Child & Family Connections, Sangamon Co. Public Health Department, 2833 S Grand Ave, E, Springfield, IL 62703 - Lisa McGlothlin																															
61546	3	0	0	0	3	0	0	0	3	0	0	0	0	0	0	0	0	0	0	0	0	0	3	0	0	0	0	0	0	3	
62642	49	10	24	16	0	0	0	8	41	0	0	0	8	0	0	0	0	39	0	3	1	0	0	0	0	0	0	0	50	0	
62644	72	4	1	12	40	15	0	17	55	0	0	1	0	0	0	0	0	0	0	0	0	0	55	1	0	0	8	17	20	17	55
62664	42	0	0	11	22	9	0	37	4	0	0	1	0	1	0	0	0	0	0	0	0	3	0	0	0	0	0	3	11	31	
62670	43	0	0	14	23	6	0	42	1	0	0	0	0	0	0	0	0	8	0	3	0	43	0	0	0	0	0	2	14	29	
62684	25	0	0	0	13	12	0	0	25	3	0	1	0	0	0	0	0	0	0	0	0	0	11	0	14	0	0	0	0	0	25
NONE	1354	1169	115	62	6	2	0	0	0	0	0	0	0	0	0	0	0	0	0	0	0	0	0	0	0	0	0	0	1346	8	
TOTAL	1588	1183	140	115	107	44	0	104	129	3	0	3	8	1	0	0	0	39	8	3	4	3	112	1	14	0	8	17	25	1438	151
CFC #19 Child & Family Connections, Macon Co. Community Mental Health Board, 132 S Water St, Ste 604, Decatur, IL 62523 - Amy Farmer																															
61910	16	0	0	2	7	7	0	0	16	0	0	0	0	1	0	0	0	0	0	0	0	1	14	0	0	0	1	1	0	2	14
61911	39	0	3	5	16	3	12	3	36	0	0	0	0	0	0	0	0	4	0	0	1	31	0	0	0	2	2	0	8	31	
61912	19	0	0	3	1	0	15	15	4	0	0	0	0	0	0	0	0	0	0	0	0	4	0	0	0	0	0	0	3	16	
61913	33	2	2	8	15	4	2	9	24	0	0	0	0	1	0	0	0	0	6	1	0	6	20	0	0	0	1	5	0	12	21
61914	47	1	1	1	18	3	23	24	23	0	0	0	0	0	0	0	0	1	0	0	0	22	0	0	0	2	2	0	3	44	
61920	258	0	0	23	108	68	68	74	184	0	0	0	2	0	0	0	0	0	6	0	0	11	162	0	0	0	13	7	1	23	244
61924	21	0	0	6	14	1	0	0	21	0	0	0	0	1	0	0	0	0	3	0	0	3	12	1	0	0	4	3	0	6	15
61933	25	0	2	5	7	5	5	2	23	0	0	0	0	0	0	0	0	4	0	0	1	18	0	0	0	2	2	0	7	17	
61937	9	0	0	4	2	3	0	0	9	0	0	0	0	1	0	0	0	0	2	0	0	4	6	0	0	0	0	0	4	5	
61938	374	1	2	52	154	70	94	147	227	0	0	0	4	2	0	0	0	0	22	2	1	25	151	1	0	0	43	32	0	55	318
61943	36	1	2	13	10	6	4	4	32	0	0	0	1	0	0	0	0	0	9	1	0	7	15	0	0	0	1	1	0	16	20
61944	81	0	4	17	24	8	28	6	75	0	0	0	0	3	0	0	0	0	12	0	0	11	49	0	0	0	1	1	0	21	60
61951	136	0	2	30	46	24	34	5	131	0	0	0	1	4	0	0	0	0	22	0	0	9	81	10	0	0	5	4	0	32	104
61953	113	0	3	20	26	12	52	19	94	0	0	0	3	3	0	0	0	0	14	1	0	1	73	0	0	0	2	2	0	23	90
61956	82	0	2	16	18	14	32	34	48	0	0	0	0	2	0	0	0	0	9	2	1	4	31	0	0	0	7	7	0	18	64
61957	30	0	3	15	11	1	0	3	27	0	0	0	0	2	0	0	0	0	9	0	0	7	9	0	0	0	1	1	0	18	12
62221	2	0	0	1	1	0	0	0	2	0	0	0	0	0	0	0	0	0	0	0	0	1	1	0	0	0	0	0	0	1	1
62420	114	3	7	36	48	16	4	10	104	0	0	0	5	2	0	0	0	0	28	1	0	4	64	1	0	0	2	2	0	46	68
62422	12	0	0	3	4	5	0	0	12	0	0	0	0	0	0	0	0	0	2	0	0	1	8	1	0	0	1	1	0	3	9
62441	98	1	1	36	38	12	10	6	92	0	0	0	3	1	0	0	0	0	25	0	0	6	57	0	0	0	3	2	1	38	60
62442	32	0	1	6	17	7	1	1	32	0	0	0	0	0	0	0	0	0	5	0	0	2	29	0	0	0	5	9	1	7	25
62447	21	0	0	5	11	5	0	2	19	0	0	0	0	0	0	0	0	0	2	0	0	1	16	0	0	0	3	3	0	5	16

Screenings Reported by CFC/CPS/DCFS and ZIP / FY2019

Zip Code	Total Screened	Ages (in Months)						Not Referred	Total Referred	Screenings of Children involved with DCFS			# of Children Ages 0 to 3 Referred to								# of Children Ages 3 to 5 Referred to					Sub-Totals					
		0-11	12-23	24-35	36-47	48-60	61+			In Intact Family Services	Children of Teen Wards	In Foster Care	EI	LEA (ECSE)	EHS	PI (center-based)	Child Care Program	HV	Other Services	Multiple Services	Rescreening	LEA (ECSE)	PFA	HS	Child Care Program	Other HV Services	Multiple Services	Rescreening	Ages 0-35 mos.	Ages 36-61+ mos.	
62463	39	0	0	11	20	3	5	4	35	0	0	0	0	0	0	0	0	0	7	0	0	4	23	0	0	0	0	0	1	11	28
62468	79	1	1	25	32	16	4	6	73	0	0	0	0	0	0	0	0	18	1	0	3	51	0	0	0	3	3	0	27	52	
62477	41	0	0	6	13	3	19	5	36	0	0	0	0	0	0	0	0	5	0	0	2	28	0	0	0	1	1	0	6	35	
62522	143	39	55	49	0	0	0	139	4	21	0	7	4	0	0	0	0	0	0	0	0	0	0	0	0	0	0	0	143	0	
62565	15	0	0	7	6	2	0	0	15	0	0	0	0	1	0	0	0	0	3	0	0	2	9	0	0	0	0	0	7	8	
NONE	1627	1271	228	85	26	17	0	0	0	0	0	0	0	0	0	0	0	0	0	0	0	0	0	0	0	0	0	1584	43		
TOTAL	3542	1320	319	490	693	315	412	518	1398	21	0	7	23	24	0	0	0	0	218	9	2	117	984	14	0	0	103	91	4	2129	1420

CFC #20 Child & Family Connections, Community Support Systems, 1901 S 4th St, Ste 209, Effingham, IL 62401 - Rita Wahl

62401	296	0	1	23	68	48	155	158	138	0	0	0	4	4	0	0	0	0	15	0	0	1	67	43	0	0	4	3	2	24	271
62411	104	0	2	25	26	14	37	8	96	0	0	0	3	4	0	0	0	0	10	0	1	19	54	0	0	0	4	1	0	27	77
62414	27	0	1	10	12	2	2	0	27	0	0	0	1	1	0	0	0	0	6	0	1	2	16	0	0	0	0	0	0	11	16
62424	102	0	4	11	22	15	49	54	48	0	0	0	1	2	0	0	0	0	8	0	0	8	30	0	0	0	2	2	0	15	86
62439	4	0	0	3	1	0	0	0	4	2	0	1	0	3	0	0	0	0	0	0	0	0	1	0	0	0	0	0	0	3	1
62467	110	1	9	22	47	20	11	16	94	0	0	0	1	2	0	0	0	0	21	0	0	2	66	1	0	0	1	0	0	32	78
62674	31	0	0	7	22	2	0	15	16	1	0	1	0	0	0	0	0	0	0	0	2	3	0	0	0	0	0	0	11	7	24
62839	111	9	13	12	61	16	0	30	81	1	0	2	0	0	0	0	0	0	0	0	0	3	74	0	0	0	4	0	0	34	77
NONE	1400	1095	174	88	27	16	0	0	0	0	0	0	0	0	0	0	0	0	0	0	0	0	0	0	0	0	0	0	1357	43	
TOTAL	2185	1105	204	201	286	133	254	281	504	4	0	4	10	16	0	0	0	0	60	0	4	38	308	44	0	0	15	6	13	1510	673

CFC #21 Child & Family Connections, Regional Office of Education #13, 4 Eagle Center, Ste 4, O'Fallon, IL 62269 - Terri Kampwerth

62010	84	0	1	18	51	14	0	1	83	0	0	1	1	0	0	0	0	0	0	0	0	19	75	0	0	0	14	8	6	19	65
62024	205	29	39	84	37	16	0	162	43	0	0	0	3	1	0	0	0	5	4	0	0	1	37	0	0	0	0	0	0	152	53
62025	122	0	0	30	61	28	3	9	113	0	0	0	0	0	0	0	0	0	0	0	0	14	112	0	0	0	0	9	0	30	92
62040	1984	555	587	322	294	212	0	1962	22	0	0	0	22	0	0	0	0	0	0	0	0	0	0	0	0	0	0	0	1464	506	
62048	59	0	0	9	32	17	1	0	59	2	5	3	0	4	0	0	0	0	1	0	0	1	54	0	0	0	8	5	5	9	50
62084	54	0	0	17	26	11	0	0	34	0	0	0	0	0	0	0	0	0	0	0	0	5	34	0	0	0	22	0	0	17	37
62206	20	0	1	9	6	3	0	1	19	0	0	0	0	3	3	3	0	0	4	7	1	3	11	2	1	0	7	7	0	10	9
62220	56	7	10	11	19	9	0	28	28	0	0	0	6	0	0	0	0	0	0	0	0	4	11	4	1	0	7	3	3	28	28
62221	16	8	4	4	0	0	0	13	3	3	5	0	3	0	0	0	0	0	0	0	0	0	0	0	0	0	0	0	0	16	0
62223	237	22	21	43	96	54	1	125	106	1	0	0	8	0	0	0	0	0	0	0	1	9	73	0	2	0	35	42	1	86	151
62233	44	0	4	6	22	12	0	0	44	0	0	0	0	0	0	4	5	0	0	1	4	25	3	0	0	0	0	0	2	10	34

Screenings Reported by CFC/CPS/DCFS and ZIP / FY2019

Zip Code	Total Screened	Screenings of Children involved with DCFS								# of Children Ages 0 to 3 Referred to										# of Children Ages 3 to 5 Referred to					Sub-Totals						
		Ages (in Months)						Not Referred	Total Referred	In Intact Family Services	Children of Teen Wards	In Foster Care	EI	LEA (ECSE)	EHS	PI (center-based)	Child Care Program	HV	Other Services	Multiple Services	Rescreening	LEA (ECSE)	PFA	HS	Child Care Program	Other HV Services	Multiple Services	Rescreening	Ages 0-35 mos.	Ages 36-61+ mos.	
		0-11	12-23	24-35	36-47	48-60	61+																								
62234	130	0	1	7	64	52	6	9	121	1	0	1	0	0	0	0	0	0	0	0	0	11	102	1	0	0	7	0	0	8	122
62257	27	0	0	9	14	4	0	2	25	0	0	0	0	0	0	0	0	0	0	0	0	25	0	0	0	0	0	0	9	18	
62260	34	13	12	8	1	0	0	32	2	0	0	0	2	0	0	0	0	0	0	1	0	0	0	0	0	0	0	33	1		
62269	191	15	38	53	56	26	3	163	28	0	0	2	7	0	0	0	0	0	1	1	0	14	10	0	7	0	8	10	13	106	85
62277	8	0	0	0	7	1	0	0	8	0	0	0	0	0	0	0	0	0	0	0	0	0	0	8	0	0	0	0	0	8	8
62278	83	0	0	0	47	36	0	0	0	0	0	3	0	0	0	0	0	0	0	0	4	23	0	0	0	2	0	11	0	83	
62282	9	0	0	2	5	2	0	9	0	0	0	0	0	0	0	0	0	0	0	0	0	0	0	0	0	0	0	0	2	7	
62286	48	1	2	1	32	12	0	0	48	0	0	0	0	0	0	0	3	0	0	1	0	44	0	0	0	2	2	0	4	44	
62288	42	0	0	4	31	6	1	0	42	0	0	0	0	0	0	0	0	0	0	0	4	38	0	0	0	0	0	0	4	38	
62294	295	28	44	72	108	42	0	92	124	0	1	1	6	11	0	0	12	7	7	0	24	15	65	0	47	0	0	13	1	144	150
NONE	3371	2726	328	190	70	57	0	0	0	0	0	0	0	0	0	0	0	0	0	0	0	0	0	0	0	0	0	0	3244	127	
TOTAL	7119	3404	1092	899	1079	614	15	2608	952	7	11	11	58	19	3	3	16	20	17	8	29	108	739	10	66	0	112	99	42	5395	1708

CFC #22 Child & Family Connections, Regional Office of Education #13, 660 W Noleman St, Centralia, IL 62801 - Nicole Van Hise

62215	53	3	15	35	0	0	0	48	5	0	0	0	5	0	0	0	0	0	0	0	0	0	0	0	0	0	0	0	0	0	53	0
62230	64	9	18	16	12	9	0	64	0	0	0	0	0	0	0	0	0	0	0	0	0	0	0	0	0	0	0	0	43	21		
62245	37	2	13	20	2	0	0	36	1	0	0	0	1	0	0	0	0	0	0	0	0	0	0	0	0	0	0	35	2			
62249	12	1	4	6	1	0	0	9	3	0	0	0	3	0	0	0	0	0	0	0	0	0	0	0	0	0	0	11	1			
62295	95	9	18	20	20	28	0	93	2	0	0	0	2	0	0	0	0	0	0	0	0	0	0	0	0	0	0	47	48			
62801	24	3	5	13	3	0	0	22	2	0	0	0	2	0	0	0	0	0	0	0	0	0	0	0	0	0	0	21	3			
62810	7	0	0	1	0	1	5	7	0	0	0	0	0	0	0	0	0	0	0	0	0	0	0	0	0	0	0	1	6			
62812	82	9	11	16	25	21	0	32	50	0	0	1	2	0	12	0	0	6	0	2	2	1	31	0	0	0	0	0	36	46		
62814	16	0	0	6	9	1	0	16	0	0	0	0	0	0	0	0	0	0	0	0	0	0	0	0	0	0	0	6	10			
62819	3	1	1	0	1	0	0	0	3	0	0	0	0	0	2	0	0	0	0	0	0	1	0	0	0	0	0	2	1			
62822	41	5	1	14	13	8	0	16	25	0	0	0	0	0	6	0	0	0	4	0	0	0	15	0	0	0	0	20	21			
62830	56	0	0	10	10	18	18	55	1	0	0	0	0	0	0	0	0	0	0	0	1	0	0	0	0	0	0	10	46			
62836	24	1	0	6	12	5	0	16	8	0	0	0	0	0	0	0	0	1	0	0	0	7	0	0	0	0	0	7	17			
62846	19	7	10	2	0	0	0	0	19	0	0	0	0	0	0	0	19	0	0	0	0	0	0	0	0	0	0	19	0			
62864	183	4	4	55	55	43	22	172	11	0	0	0	0	0	0	0	0	1	0	0	0	0	0	0	0	9	1	63	120			
62865	4	0	1	2	1	0	0	0	4	0	0	0	0	0	3	0	0	0	0	0	0	0	1	0	0	0	0	3	1			
62870	7	0	1	6	0	0	0	2	5	0	0	0	1	0	0	0	0	4	0	0	0	0	0	0	0	0	0	7	0			
62875	0	0	0	0	0	0	0	0	0	0	0	0	0	0	0	0	0	0	0	0	0	0	0	0	0	0	0	0	0	0		
62881	5	2	2	1	0	0	0	5	0	0	0	0	0	0	0	0	0	0	0	0	0	0	0	0	0	0	0	5	0			

Screenings Reported by CFC/CPS/DCFS and ZIP / FY2019

Zip Code	Total Screened	Ages (in Months)						Not Referred	Total Referred	Screenings of Children involved with DCFS			# of Children Ages 0 to 3 Referred to								# of Children Ages 3 to 5 Referred to						Sub-Totals				
		0-11	12-23	24-35	36-47	48-60	61+			In Intact Family Services	Children of Teen Wards	In Foster Care	EI	LEA (ECSE)	EHS	PI (center-based)	Child Care Program	HV	Other Services	Multiple Services	Rescreening	LEA (ECSE)	PFA	HS	Child Care Program	Other HV Services	Multiple Services	Rescreening	Ages 0-35 mos.	Ages 36-61+ mos.	
62883	1	1	0	0	0	0	0	0	1	0	0	0	0	0	0	0	1	0	0	0	0	0	0	0	0	0	0	1	0		
62884	51	3	3	15	19	11	0	27	24	0	0	0	0	0	0	7	0	0	0	2	17	0	0	0	0	2	0	21	30		
62890	33	2	2	14	12	3	0	12	21	0	0	0	0	0	2	5	0	0	0	10	0	0	0	0	0	0	18	15			
62891	3	0	2	1	0	0	0	0	3	0	0	0	0	0	3	0	0	0	0	0	0	0	0	0	0	0	3	0			
62894	33	0	0	3	5	12	13	33	0	0	0	0	0	0	0	0	0	0	0	0	0	0	0	0	0	0	3	30			
62896	145	12	19	13	53	44	4	0	145	1	0	0	2	0	15	0	0	25	2	2	0	4	52	4	45	0	0	24	45	44	101
62898	44	0	0	5	7	16	16	43	1	0	0	0	0	0	0	0	0	0	0	0	0	0	0	0	1	0	0	5	39		
62918	302	32	38	76	62	94	0	5	297	0	0	0	37	0	7	0	134	0	0	40	135	19	3	0	153	0	0	21	153	146	156
62922	1	0	0	1	0	0	0	0	1	0	0	0	0	0	1	0	0	0	0	0	0	0	0	0	0	0	0	1	0		
62924	3	0	1	1	0	1	0	1	2	0	0	0	0	0	1	0	0	0	0	0	0	0	1	0	0	1	1	2	1		
62933	2	2	0	0	0	0	0	0	2	0	0	0	0	0	2	0	0	0	0	0	0	0	0	0	0	0	0	2	0		
62948	31	5	10	11	5	0	0	4	27	0	0	0	1	0	21	0	0	0	0	6	6	0	2	2	1	0	0	0	26	5	
62951	6	2	1	2	1	0	0	1	5	0	0	0	0	0	3	0	0	1	0	0	0	0	1	0	0	0	0	5	1		
62959	484	53	83	84	126	129	9	216	268	1	0	9	56	0	19	0	148	0	0	114	157	13	3	7	82	0	0	58	83	220	264
62974	1	0	1	0	0	0	0	0	1	0	0	0	0	0	1	0	0	0	0	0	0	0	0	0	0	0	0	1	0		
62983	19	2	12	5	0	0	0	2	17	0	0	0	0	0	0	0	17	0	0	0	0	0	0	0	0	0	0	19	0		
62999	30	2	3	9	11	5	0	14	16	0	0	1	0	0	0	0	6	0	0	0	2	10	2	0	0	0	4	0	14	16	
NONE	1662	1334	153	124	29	22	0	0	0	0	0	0	0	0	0	0	0	0	0	0	0	0	0	0	0	0	0	1611	51		
TOTAL	3583	1506	432	593	494	471	87	951	970	2	0	11	112	0	97	0	282	87	17	164	300	43	151	16	282	0	10	111	282	2531	1052

CFC #23 Child & Family Connections, Wabash & Ohio Valley Special Education Dist., 800 S Division St, Norris City, IL 62869 - Charity Heifner

62410	14	0	0	0	10	4	0	0	13	0	0	0	0	0	0	0	0	0	0	0	14	0	0	0	4	0	1	0	14		
62476	8	0	0	0	5	3	0	0	8	0	0	0	0	0	0	0	0	0	0	0	8	0	0	0	3	0	0	0	8		
62806	113	8	12	11	39	43	0	88	23	0	0	0	1	0	2	0	0	0	2	0	1	17	0	0	0	7	0	0	31	82	
62821	73	0	0	4	45	23	1	3	70	0	0	0	2	0	0	0	0	0	1	0	0	68	0	0	0	18	1	10	4	69	
62835	47	3	6	9	17	12	0	21	26	0	0	0	1	0	0	0	0	0	1	1	0	0	16	0	0	0	8	1	1	18	29
62837	277	14	19	29	128	86	0	160	117	0	0	0	8	0	0	0	0	0	4	1	0	0	106	0	0	0	24	6	20	62	214
62844	13	0	0	6	7	0	0	11	2	0	0	0	0	0	0	0	0	0	0	0	0	13	0	0	0	3	2	2	6	7	
62850	28	0	0	0	18	10	0	0	28	0	0	0	0	0	0	0	0	0	0	0	0	28	0	0	0	6	1	4	0	28	
62859	5878	33	81	102	178	115	3	95	379	0	0	2	27	0	0	0	159	0	1	22	164	32	1	0	233	0	3	32	233	216	296
62863	494	256	114	15	66	42	0	318	175	0	0	4	6	0	2	0	0	0	2	4	71	0	65	0	0	0	15	0	12	385	108
62869	52	16	16	19	3	0	0	46	8	0	0	0	8	0	0	0	0	0	0	0	0	0	0	0	0	0	0	0	51	3	
62895	21	0	0	0	18	3	0	0	21	0	0	0	0	0	0	0	0	0	0	0	0	21	0	0	0	4	0	1	0	21	

Screenings Reported by CFC/CPS/DCFS and ZIP / FY2019

Zip Code	Total Screened	Ages (in Months)						Not Referred	Total Referred	Screenings of Children involved with DCFS			# of Children Ages 0 to 3 Referred to								# of Children Ages 3 to 5 Referred to					Sub-Totals					
		0-11	12-23	24-35	36-47	48-60	61+			In Intact Family Services	Children of Teen Wards	In Foster Care	EI	LEA (ECSE)	EHS	PI (center-based)	Child Care Program	HV	Other Services	Multiple Services	Rescreening	LEA (ECSE)	PFA	HS	Child Care Program	Other HV Services	Multiple Services	Rescreening	Ages 0-35 mos.	Ages 36-61+ mos.	
62917	33	0	0	5	23	5	0	2	31	0	0	0	3	0	0	0	0	0	2	0	0	0	28	0	0	0	6	3	2	5	28
62930	75	4	4	7	44	16	0	0	75	0	0	0	4	0	0	0	12	0	2	1	13	2	58	0	2	0	15	3	10	15	60
62931	26	0	0	0	19	7	0	0	26	0	0	0	0	0	0	0	0	0	0	0	0	0	26	0	0	0	4	1	4	0	26
62935	37	0	0	0	23	14	0	0	37	0	0	0	0	0	0	0	0	0	0	0	0	0	37	0	0	0	11	1	7	0	37
62938	17	0	0	0	11	6	0	0	17	0	0	0	0	0	0	0	0	0	0	0	0	0	17	0	0	0	4	3	1	0	17
62946	3242	46	46	111	181	197	8	347	237	0	0	0	12	0	0	0	58	0	2	4	59	6	102	0	66	0	22	9	74	203	386
62954	43	0	0	0	30	13	0	0	43	0	0	0	0	0	0	0	0	0	0	0	0	0	43	0	0	0	15	0	5	0	43
62984	69	6	17	12	19	15	0	68	1	0	0	0	1	0	0	0	0	0	1	0	0	0	0	0	0	0	0	0	0	35	34
NONE	613	499	66	38	5	5	0	0	0	0	0	0	0	0	0	0	0	0	0	0	0	0	0	0	0	0	0	0	0	603	10
TOTAL	11173	885	381	368	889	619	12	1159	1337	0	0	6	73	0	4	0	229	0	17	34	307	41	668	0	301	0	172	63	387	1634	1520

CFC #24 Child & Family Connections, Archway, Inc., 2751 W Main, PO Box 1180, Carbondale, IL 62901-1180 - Lindsay Baskin

62237	3	0	0	0	2	1	0	0	3	0	0	0	0	0	0	0	0	0	0	0	0	3	0	0	0	0	0	0	0	0	3
62274	23	0	1	4	14	4	0	1	22	0	0	0	0	4	0	0	0	1	0	1	0	0	15	4	0	0	0	1	0	5	18
62832	75	15	11	17	25	7	0	22	53	0	0	0	1	0	0	4	0	15	0	0	2	5	20	3	1	0	0	3	2	43	32
62884	7	4	1	2	0	0	0	0	7	0	0	0	0	0	0	3	0	4	0	0	0	0	0	0	0	0	0	0	0	7	0
62901	896	124	148	176	211	219	17	697	199	0	0	6	20	0	0	2	85	10	1	18	32	5	19	2	66	1	2	8	33	448	447
62902	21	4	1	6	7	3	0	0	21	0	0	0	0	0	0	4	0	4	0	0	0	0	13	0	0	0	0	0	0	11	10
62903	214	17	22	24	65	86	0	61	153	0	0	0	1	0	0	0	0	61	5	52	51	0	85	0	0	0	6	15	38	63	151
62906	22	0	3	7	6	6	0	0	22	0	0	0	0	0	3	2	6	0	0	0	0	2	0	0	11	0	0	2	0	10	12
62907	9	4	3	1	1	0	0	0	9	0	0	0	0	0	0	5	0	3	0	0	0	0	1	0	0	0	0	0	0	8	1
62916	48	1	1	8	27	11	0	3	45	0	0	0	0	0	0	7	0	0	0	0	0	11	20	6	0	0	0	4	5	10	38
62924	42	5	5	9	13	9	1	6	36	0	0	0	2	0	0	0	12	0	1	9	9	4	12	0	10	0	0	6	8	19	23
62931	3	0	1	2	0	0	0	0	3	0	0	0	0	0	0	0	3	0	0	0	0	0	0	0	0	0	0	0	0	3	0
62932	27	0	3	1	14	9	0	1	26	0	0	0	2	1	0	0	0	0	0	1	1	8	14	0	0	0	0	1	2	4	23
62939	13	0	0	13	0	0	0	0	13	0	0	1	4	0	9	0	0	0	0	0	0	0	0	0	0	0	0	0	0	13	0
62940	1	0	0	1	0	0	0	0	1	0	0	0	0	0	0	0	0	1	0	0	0	0	0	0	0	0	0	0	0	1	0
62964	18	0	0	3	10	5	0	18	0	0	0	0	0	0	0	0	0	0	0	0	0	0	18	0	0	0	0	0	0	3	15
62966	113	20	17	28	24	23	1	7	106	0	0	0	0	0	0	11	14	28	0	13	12	2	45	1	6	0	0	9	9	65	48
62992	2	1	1	0	0	0	0	0	2	0	0	0	0	0	0	0	2	0	0	0	0	0	0	0	0	0	0	0	0	2	0
62994	31	6	11	13	0	1	0	1	30	0	0	0	0	0	0	6	0	30	0	6	0	0	0	0	0	0	0	0	0	30	1

Screenings Reported by CFC/CPS/DCFS and ZIP / FY2019

Zip Code	Total Screened	Screenings of Children involved with DCFS						Not Referred	Total Referred	# of Children Ages 0 to 3 Referred to										# of Children Ages 3 to 5 Referred to						Sub-Totals									
		Ages (in Months)								In Intact Family Services	Children of Teen Wards	In Foster Care	LEA EI	LEA (ECSE)	EHS	PI (center-based)	Child Care Program	HV	Other Services	Multiple Services	Rescreening	LEA (ECSE)	PFA	HS	Child Care Program	HV	Other Services	Multiple Services	Rescreening	Ages 0-35 mos.	Ages 36-61+ mos.				
NONE	835	715	99	18	3	0	0	0	0	0	0	0	0	0	0	0	0	0	0	0	0	0	0	0	0	0	0	0	0	0	0	0	0	832	3
TOTAL	2403	916	328	333	422	384	19	817	751	0	0	7	30	5	12	44	122	157	7	100	107	37	265	16	94	1	8	49	97	1577	825				

CFC #25 Child & Family Connections, Options & Advocacy for McHenry Co., 365 Millennium Dr, Ste A, Crystal Lake, IL 60012 - Susan Beckman

60013	215	12	19	26	67	90	1	155	60	2	0	0	3	0	0	0	0	0	1	0	0	50	6	0	0	0	0	0	0	0	0	0	1	57	158
60014	1209	234	339	359	109	132	36	198	1008	0	0	1	874	0	0	0	0	0	10	1	2	50	0	0	1	0	13	8	20	932	277				
60033	445	47	77	86	137	91	7	149	296	2	0	3	14	23	0	3	0	77	0	1	0	34	112	0	0	0	3	2	0	210	235				
60042	145	14	38	34	25	34	0	133	12	0	0	0	5	0	0	0	0	0	0	0	0	5	0	0	0	0	0	0	0	0	0	86	59		
60050	114	0	0	1	54	57	2	77	37	0	0	0	0	0	0	0	0	0	0	0	0	18	19	0	0	0	0	0	0	0	1	113			
60051	16	0	0	3	8	3	2	3	4	4	0	0	0	0	0	0	0	0	0	0	0	3	3	0	0	0	0	0	0	1	3	13			
60072	61	0	0	12	38	11	0	13	48	0	0	0	2	1	0	6	0	0	0	0	0	1	33	0	0	0	0	0	0	5	12	49			
60097	23	0	0	0	18	5	0	1	22	0	0	0	0	0	0	0	0	0	0	0	0	0	22	0	0	0	0	0	0	0	0	0	23		
60098	293	1	2	9	169	112	0	55	238	1	0	5	2	0	0	0	0	5	5	0	0	4	225	0	0	0	6	4	0	12	281				
60102	2	0	0	0	2	0	0	2	0	0	0	0	0	0	0	0	0	0	0	0	0	0	0	0	0	0	0	0	0	0	0	0	2		
60142	229	2	7	16	69	132	3	192	37	0	0	0	0	0	0	0	0	0	2	0	0	17	12	0	0	0	6	0	0	25	204				
60152	72	0	0	11	38	23	0	9	63	0	0	0	0	5	0	0	0	0	1	0	2	0	48	0	0	0	0	0	0	7	11	61			
60156	255	9	20	34	110	74	8	167	91	0	0	1	0	0	0	0	0	0	0	1	0	44	34	0	0	0	0	0	0	2	63	192			
NONE	790	682	66	33	5	4	0	0	0	0	0	0	0	0	0	0	0	0	0	0	0	0	0	0	0	0	0	0	0	0	781	9			
TOTAL	3869	1001	568	624	849	768	59	1154	1916	9	0	10	900	29	0	9	0	82	19	3	4	226	514	0	1	0	28	14	36	2193	1676				

Chicago Health Department / Clinics, , , , -

NONE	10810	****	536	202	32	9	0	0	0	0	0	0	0	0	0	0	0	0	0	0	0	0	0	0	0	0	0	0	0	0	0	0	0	10769	41
TOTAL	10810	10031	536	202	32	9	0	0	0	0	0	0	0	0	0	0	0	0	0	0	0	0	0	0	0	0	0	0	0	0	0	0	10769	41	

Chicago Public Schools, Office of Diverse Learner Supports & Services, 42 W Madison St, 2nd Floor, Chicago, IL 60602 - Dr. Stephanie Jones

60602	4964	183	440	822	1475	1289	764	2765	1562	0	0	0	196	0	0	0	0	0	0	0	0	329	597	0	0	0	0	0	0	0	0	0	769	1445	3528
TOTAL	4964	183	440	822	1475	1289	764	2765	1562	0	0	0	196	0	0	0	0	0	0	0	0	329	597	0	0	0	0	0	0	0	0	769	1445	3528	

DCFS/Erikson Institute Statewide, 451 North LaSalle Street, , Chicago, IL 60654 - Andria Goss

NONE	1169	463	309	297	81	12	7	0	0	801	0	0	408	4	295	0	0	299	189	8	365	69	0	85	0	1	45	6	2	1069	100
------	------	-----	-----	-----	----	----	---	---	---	-----	---	---	-----	---	-----	---	---	-----	-----	---	-----	----	---	----	---	---	----	---	---	------	-----

Screenings Reported by CFC/CPS/DCFS and ZIP / FY2019

Zip Code	Total Screened	Ages (in Months)						Not Referred	Total Referred	Screenings of Children involved with DCFS			# of Children Ages 0 to 3 Referred to								# of Children Ages 3 to 5 Referred to				Sub-Totals						
		0-11	12-23	24-35	36-47	48-60	61+			In Intact Family Services	Children In Teen Wards	In Foster Care	LEA EI	(ECSE)	EHS	PI (center-based)	Child Care Program	HV	Other Services	Multiple Services	Rescreening	LEA (ECSE)	PFA	HS	Child Care Program	HV	Other Services	Multiple Services	Rescreening	Ages 0-35 mos.	Ages 36-61+ mos.
TOTAL	1169	463	309	297	81	12	7	0	0	801	0	0	408	4	295	0	0	299	189	8	365	69	0	85	0	1	45	6	2	1069	100

Screenings Reported by CFC/CPS/DCFS and Month / FY2019

Month	Total Screened	Ages (in Months)						Not Referred	Total Referred	Screenings of Children involved with DCFS			# of Children Ages 0 to 3 Referred to								# of Children Ages 3 to 5 Referred to					Sub-Totals					
		0-11	12-23	24-35	36-47	48-60	61+			In Intact Family Services	Children of Teen Wards	In Foster Care	LEA EI	LEA (ECSE)	PI (center-based)	Child Care Program	HV	Other Services	Multiple Services	Rescreening	LEA (ECSE)	PFA	HS	Child Care Program	Other HV	Multiple Services	Rescreening	Ages 0-35 mos.	Ages 36-61+ mos.		
CFC #01 Child & Family Connections, Youth Services Network, Inc., 107 North 3rd Street, Rockford, IL 61107 - Dee Dee Lowery																															
Jul-18	298	14	19	35	143	66	21	112	186	0	0	10	1	2	0	0	0	0	1	0	5	4	174	40	0	0	0	90	57	68	230
Aug-18	749	31	39	69	369	235	6	222	527	16	0	30	11	2	0	0	0	0	9	2	7	49	449	55	0	0	15	246	178	139	610
Sep-18	743	184	81	79	232	159	8	218	309	2	0	18	5	2	0	0	0	0	1	0	20	40	248	33	0	0	12	127	108	344	399
Oct-18	596	34	44	54	278	169	17	300	296	49	0	12	4	1	0	10	0	0	1	3	7	52	222	33	0	0	10	103	62	132	464
Nov-18	410	21	42	58	188	84	17	228	182	53	0	3	2	1	0	0	0	0	1	0	4	38	130	19	0	0	11	84	60	121	289
Dec-18	521	160	70	55	159	59	18	152	168	1	0	4	6	0	0	0	0	0	6	0	10	40	101	1	0	0	9	42	35	285	236
Jan-19	440	21	52	59	138	131	40	256	184	0	0	9	5	5	0	0	0	0	0	0	38	22	107	9	8	0	13	64	48	132	309
Feb-19	882	25	26	75	348	288	120	572	310	1	0	8	3	5	0	0	0	0	0	0	17	74	179	13	12	0	18	91	84	126	756
Mar-19	520	140	69	61	172	75	3	122	200	0	0	0	7	1	0	0	7	2	2	0	2	27	118	6	13	0	21	48	42	270	250
Apr-19	514	14	27	62	223	160	28	213	301	5	0	8	2	3	0	0	0	0	1	0	6	41	240	34	0	0	13	159	120	103	411
May-19	397	15	23	41	160	147	11	187	210	6	1	8	1	1	0	0	0	0	0	0	10	20	179	31	0	0	1	127	94	79	318
Jun-19	569	175	71	56	176	90	1	92	248	1	0	3	1	0	0	0	0	0	2	0	9	6	171	0	0	0	58	43	44	302	267
TOTAL	6639	834	563	704	2586	1663	290	2674	3121	134	1	113	48	23	0	10	7	2	24	5	135	413	2318	274	33	0	181	1224	932	2101	4539
CFC #02 Child & Family Connections, Lake County Health Department, 3010 Grand Ave, 2nd Floor, Waukegan, IL 60085 - Donna Musser																															
May-18	73	0	0	0	47	21	5	59	14	0	0	0	0	0	0	0	0	0	0	0	14	0	0	0	0	0	0	0	0	0	73
Jun-18	182	43	49	54	19	17	0	4	32	2	0	9	12	2	1	0	0	0	3	0	0	14	29	0	0	0	0	11	1	146	36
Jul-18	139	29	44	65	1	0	0	113	19	1	0	0	18	0	1	0	0	0	6	11	0	2	2	0	0	0	0	0	0	138	1
Aug-18	221	53	54	53	37	24	0	161	60	2	0	7	21	1	3	0	0	0	3	6	0	5	31	0	0	0	8	2	3	160	61
Sep-18	836	605	91	84	29	27	0	152	45	1	0	3	17	2	1	0	0	0	1	1	0	12	15	0	0	0	1	3	3	780	56
Oct-18	150	28	42	51	15	14	0	114	36	0	0	0	15	0	1	0	0	0	2	0	0	13	1	0	0	0	3	0	2	121	29
Nov-18	204	33	56	41	38	30	6	30	49	4	0	2	23	0	0	0	0	1	2	2	0	30	21	12	0	0	3	5	8	130	74
Dec-18	639	480	74	63	14	7	1	7	14	1	0	0	15	0	0	0	0	0	3	1	0	1	4	0	0	0	4	1	2	617	22
Jan-19	179	28	54	56	25	12	4	123	56	0	0	3	17	1	0	0	1	0	7	1	3	6	12	0	0	0	5	3	4	138	41
Feb-19	244	43	55	66	42	29	9	159	85	0	0	1	26	2	0	0	0	0	3	0	3	21	17	5	0	0	15	9	4	164	80
Mar-19	617	452	85	59	10	9	2	122	32	0	0	0	17	3	0	0	1	1	5	0	2	0	0	0	0	0	2	0	1	596	21
Apr-19	155	31	38	56	18	10	2	116	39	1	0	0	14	2	0	0	1	2	3	0	1	14	12	0	0	0	0	4	2	125	30
May-19	148	31	39	56	9	10	3	115	33	2	0	6	15	5	0	0	1	1	8	3	2	0	11	0	0	0	1	1	0	126	22
Jun-19	522	423	33	16	33	17	0	5	38	0	0	2	0	0	0	0	0	0	0	0	0	10	38	0	0	0	0	10	0	472	50
TOTAL	4309	2279	714	720	337	227	32	1280	552	14	0	33	210	18	7	0	4	5	46	25	11	142	193	17	0	0	42	49	30	3713	596
CFC #03 Child & Family Connections, Regional Office of Education for Carroll, Jo Daviess, & Stephenson Co., 27 S State Ave, Ste 101, Freeport, IL 61032 - Angela Hodges																															
Jun-18	69	49	9	1	6	4	0	48	21	0	0	0	2	0	0	0	0	0	0	0	9	1	9	0	0	0	0	0	0	59	10

Screenings Reported by CFC/CPS/DCFS and Month / FY2019

Month	Total Screened	Ages (in Months)						Not Referred	Total Referred	Screenings of Children involved with DCFS			# of Children Ages 0 to 3 Referred to							# of Children Ages 3 to 5 Referred to						Sub-Totals					
		0-11	12-23	24-35	36-47	48-60	61+			In Intact Family Services	Children of Teen Wards	In Foster Care	EI	LEA (ECSE)	EHS	PI (center-based)	Child Care Program	HV	Other Services	Multiple Services	Rescreening	LEA (ECSE)	PFA	HS	Child Care Program	HV	Other Services	Multiple Services	Rescreening	Ages 0-35 mos.	Ages 36-61+ mos.
Jul-18	264	141	60	36	20	7	0	247	17	0	0	0	0	0	0	0	0	0	10	0	6	0	0	0	0	0	0	237	27		
Aug-18	391	168	51	26	92	47	0	278	113	0	0	2	0	3	0	0	0	0	7	69	93	0	0	0	8	1	0	245	139		
Sep-18	816	524	96	54	75	67	0	354	69	0	0	0	6	1	0	0	1	0	6	17	26	6	13	0	3	12	3	674	142		
Oct-18	334	61	19	15	103	117	19	263	71	0	0	1	1	1	0	0	0	0	12	26	17	0	0	0	1	0	15	95	239		
Nov-18	241	60	26	14	55	66	20	180	61	0	0	0	0	2	0	0	0	0	9	19	23	6	0	0	9	0	4	100	141		
Dec-18	730	510	85	53	48	31	3	307	38	0	0	0	3	0	0	0	0	0	9	4	15	2	0	0	3	0	4	648	82		
Jan-19	362	182	59	36	62	22	1	295	67	2	0	2	1	2	1	0	0	0	3	12	33	9	0	0	3	1	3	277	85		
Feb-19	316	204	44	25	21	21	1	301	15	0	0	0	1	0	0	0	0	0	8	3	0	0	0	0	0	0	0	273	43		
Mar-19	822	486	78	81	118	54	5	284	170	0	0	3	2	12	0	0	0	0	5	77	115	3	0	2	7	54	2	645	177		
Apr-19	521	186	72	75	130	55	1	408	113	0	0	5	4	4	0	0	0	0	9	13	70	1	0	0	2	0	3	333	186		
May-19	376	197	65	40	56	16	2	115	58	0	0	2	4	2	0	0	0	0	9	1	29	8	0	0	1	1	0	302	74		
Jun-19	843	497	100	94	106	46	0	461	25	2	0	0	6	0	0	0	0	0	11	3	0	0	0	0	0	0	0	691	152		
TOTAL	6085	3265	764	550	892	553	52	3541	838	4	0	15	30	27	1	0	1	0	6	4	107	245	436	35	13	2	37	69	34	4579	1497

CFC #04 Child & Family Connections, DayOne PACT, 1551 E Fabyan Pkwy, Geneva, IL 60134 - Ellana Mavromatis

Jul-18	198	22	30	23	68	45	10	191	7	0	0	0	6	0	0	0	0	0	0	0	0	0	0	0	0	0	0	75	123		
Aug-18	308	15	23	44	120	106	0	97	211	0	0	0	4	5	0	0	0	0	6	0	4	19	134	0	0	0	28	3	11	82	226
Sep-18	1306	887	92	121	88	118	0	249	166	0	0	0	19	6	0	0	0	0	3	5	12	27	82	0	0	0	20	9	14	1100	206
Oct-18	756	24	35	35	355	297	6	173	583	0	0	0	3	0	0	0	0	0	0	22	538	0	0	0	40	8	45	94	658		
Nov-18	321	22	20	21	146	100	4	179	137	0	0	0	2	0	0	0	0	0	1	0	0	22	78	0	0	0	16	4	15	63	250
Dec-18	850	710	33	35	37	37	0	106	28	0	0	0	3	0	0	0	0	0	0	12	9	0	0	0	11	2	6	778	74		
Jan-19	133	13	11	19	55	32	3	70	63	0	0	2	0	0	0	0	0	0	0	11	34	0	0	0	5	15	27	43	90		
Feb-19	132	2	8	3	64	50	5	40	92	0	0	0	3	0	0	0	0	0	1	37	43	0	0	0	2	6	12	13	119		
Mar-19	742	583	43	25	57	32	2	46	89	0	0	0	15	0	0	0	0	0	0	14	51	0	0	0	8	9	10	651	91		
Apr-19	281	35	49	50	90	57	0	163	118	0	0	0	18	0	0	0	0	0	0	25	78	0	0	0	0	0	12	5	134	147	
May-19	331	48	38	47	103	92	3	152	179	0	0	0	13	0	0	0	0	0	2	11	135	0	0	0	15	4	6	133	198		
Jun-19	885	633	47	37	78	90	0	193	51	0	0	0	18	0	0	0	0	0	0	2	32	0	0	0	0	0	1	0	717	168	
TOTAL	6243	2994	429	460	1261	1056	33	1659	1724	0	0	2	104	11	0	0	0	0	10	5	19	202	1214	0	0	0	145	73	151	3883	2350

CFC #05 Child & Family Connections, DayOne PACT, 750 Warrenville Rd, Ste 300, Lisle, IL 60532 - Marianne McGuire

May-18	38	6	10	20	2	0	0	13	25	0	0	0	12	0	0	0	0	12	0	4	2	0	0	0	0	0	0	0	0	36	2
Jun-18	16	6	4	6	0	0	0	9	7	0	0	0	0	0	0	0	0	7	0	0	0	0	0	0	0	0	0	0	16	0	
Jul-18	94	12	14	10	39	19	0	48	46	0	0	0	1	2	0	0	0	5	0	0	0	5	32	0	0	0	5	5	1	36	58
Aug-18	271	13	25	42	124	66	2	64	206	1	0	3	5	5	0	0	1	6	5	1	24	20	75	27	0	1	26	1	10	80	192

Screenings Reported by CFC/CPS/DCFS and Month / FY2019

Month	Total Screened	Ages (in Months)							Not Referred	Total Referred	Screenings of Children involved with DCFS			# of Children Ages 0 to 3 Referred to								# of Children Ages 3 to 5 Referred to						Sub-Totals			
		0-11	12-23	24-35	36-47	48-60	61+	In Intact Family Services			Children of Teen Wards	In Foster Care	LEA EI	LEA (ECSE)	EHS	PI (center-based)	Child Care Program	HV	Other Services	Multiple Services	Foster Rescreening	LEA (ECSE)	PFA	HS	Child Care Program	Other HV Services	Multiple Services	Foster Rescreening	Ages 0-35 mos.	Ages 36-61+ mos.	
		Sep-18	1112	600	76	94	169	170			2	212	277	1	0	0	14	11	0	0	0	7	4	2	28	53	134	3	0	0	3
Oct-18	247	25	38	62	75	46	1	130	117	0	0	0	9	6	0	2	1	10	6	2	2	29	42	0	0	0	5	2	10	125	122
Nov-18	223	11	10	59	80	58	4	81	142	0	0	0	18	12	0	0	1	10	13	4	0	28	56	0	0	0	1	0	6	80	142
Dec-18	936	607	39	54	139	90	7	93	224	0	0	0	21	14	0	0	0	4	8	2	4	63	32	4	0	0	2	1	75	700	236
Jan-19	233	22	25	36	82	61	4	97	136	0	0	0	15	11	0	0	0	5	2	1	10	35	32	3	1	0	9	2	16	83	147
Feb-19	281	18	26	48	123	57	9	96	185	0	0	0	10	14	0	0	0	7	8	5	26	36	60	2	0	0	1	8	13	92	189
Mar-19	903	519	59	73	177	71	4	117	256	0	0	0	19	13	2	2	4	5	2	0	29	45	98	8	0	0	5	6	24	651	252
Apr-19	327	20	33	99	118	49	8	118	209	0	0	0	13	34	0	0	0	3	7	0	17	16	101	2	0	0	4	1	12	152	175
May-19	441	28	37	103	184	85	4	122	319	0	0	3	17	26	1	1	0	13	29	0	23	29	165	1	9	0	2	0	3	168	273
Jun-19	787	543	49	33	106	56	0	93	112	0	0	0	4	2	0	0	1	5	6	0	22	10	48	8	1	0	0	4	9	625	162
TOTAL	5909	2430	445	739	1418	828	45	1293	2261	2	0	6	158	150	3	5	8	99	90	21	187	369	875	58	11	1	63	31	204	3614	2291

CFC #06 Child & Family Connections, Clearbrook, 1835 W Central Rd, Arlington Heights, IL 60005 - Jason Tietz

Apr-18	15	1	3	6	2	1	2	6	9	0	0	0	4	0	0	0	0	0	0	0	0	2	0	0	0	0	0	0	3	10	5
May-18	29	0	0	5	15	7	2	21	8	0	0	0	0	1	0	0	0	0	0	0	0	3	0	0	0	0	0	0	4	5	24
Jul-18	48	0	0	3	32	13	0	7	41	0	0	0	0	1	0	0	0	0	1	1	0	5	32	0	0	0	0	1	0	3	45
Aug-18	167	0	0	6	93	68	0	49	118	0	0	0	0	4	0	0	0	0	0	0	1	29	29	17	19	0	11	6	2	6	161
Sep-18	239	0	0	18	119	102	0	107	126	0	0	0	0	13	0	0	0	0	0	0	0	33	97	0	0	0	20	6	14	18	221
Oct-18	323	7	22	56	147	90	1	138	185	0	0	2	14	17	0	0	0	0	10	0	2	40	80	0	1	0	8	0	13	85	238
Nov-18	112	3	2	7	64	31	5	36	76	0	0	1	0	0	0	0	0	7	0	0	0	21	40	0	0	0	15	0	4	12	100
Dec-18	63	2	1	11	27	22	0	18	45	0	0	0	0	7	0	0	0	5	0	0	0	20	2	0	0	0	3	0	8	14	49
Jan-19	129	1	0	12	71	40	5	20	109	0	0	0	1	9	0	0	0	5	0	0	2	24	60	0	0	0	11	0	3	13	116
Feb-19	126	2	0	11	65	37	11	58	68	0	0	0	2	3	0	0	0	0	1	0	2	23	23	0	0	0	6	0	8	13	113
Mar-19	131	3	3	19	75	24	7	76	55	0	0	0	2	8	0	0	0	0	0	0	2	18	17	0	0	0	8	0	0	25	106
Apr-19	112	1	16	21	41	27	6	46	66	0	0	0	10	4	0	0	0	0	0	0	1	15	21	0	0	0	9	0	6	38	74
May-19	117	4	8	22	55	28	0	64	53	1	0	0	8	8	0	0	0	0	0	0	0	8	18	0	0	0	9	0	2	34	83
Jun-19	27	0	0	0	17	10	0	6	21	0	0	0	0	0	0	0	0	0	0	0	0	0	7	7	0	0	6	0	1	0	27
TOTAL	1638	24	55	197	823	500	39	652	980	1	0	3	41	75	0	0	0	17	12	1	10	241	426	24	20	0	106	13	68	276	1362

CFC #07 Child & Family Connections, Suburban Access, Inc, One Westbrook Corporate Ctr, Ste 640, Westchester, IL 60154 - Jo Ann Alferink

Aug-18	97	0	0	1	40	56	0	25	72	0	0	0	0	1	0	0	0	0	0	0	0	26	45	0	0	0	0	0	0	1	96
Sep-18	519	358	41	20	34	64	2	35	104	0	0	0	7	4	0	0	0	0	0	0	0	12	78	0	0	0	3	0	1	419	100
Oct-18	60	6	11	17	11	13	2	26	34	0	0	0	2	3	0	0	0	0	0	1	0	1	25	0	0	0	0	0	0	34	26
Nov-18	6	2	2	2	0	0	0	0	6	0	0	0	4	0	0	0	0	4	0	5	0	0	0	0	0	0	0	0	0	6	0

Screenings Reported by CFC/CPS/DCFS and Month / FY2019

Month	Total Screened	Ages (in Months)							Not Referred	Total Referred	Screenings of Children involved with DCFS			# of Children Ages 0 to 3 Referred to								# of Children Ages 3 to 5 Referred to						Sub-Totals			
		0-11	12-23	24-35	36-47	48-60	61+	In Intact Family Services			Children of Teen Wards	In Foster Care	LEA EI	LEA (ECSE)	EHS	PI (center-based)	Child Care Program	HV	Other Services	Multiple Services	Rescreening	LEA (ECSE)	PFA	HS	Child Care Program	Other HV Services	Multiple Services	Rescreening	Ages 0-35 mos.	Ages 36-61+ mos.	
Dec-18	315	292	21	1	0	1	0	0	1	0	0	0	0	0	0	0	0	0	0	0	1	0	0	0	0	0	0	0	314	1	
Jan-19	3	0	0	1	1	1	0	0	3	0	0	0	0	1	0	0	0	0	0	0	2	0	0	0	0	0	0	0	1	2	
Feb-19	51	0	0	4	21	21	5	0	51	0	0	0	0	3	0	0	0	0	0	0	8	32	0	0	0	3	0	0	4	47	
Mar-19	355	266	12	21	28	13	0	1	77	0	0	0	1	0	0	0	0	1	24	0	0	51	0	0	0	0	0	0	299	41	
Apr-19	103	0	1	19	47	36	0	2	101	0	0	0	0	6	0	0	0	0	0	0	0	93	0	0	0	0	0	0	20	83	
Jun-19	294	272	19	3	0	0	0	0	0	0	0	0	0	0	0	0	0	0	0	0	0	0	0	0	0	0	0	0	294	0	
TOTAL	1803	1196	107	89	182	205	9	89	449	0	0	0	14	18	0	0	0	5	24	6	3	50	324	0	0	0	6	0	1	1392	396
CFC #08 Child & Family Connections. Easter Seals of Metropolitan Chicago. 9455 S Hoyne Ave. Chicago, IL 60643 - Marlene Stroube																															
Jul-18	0	0	0	0	0	0	0	0	0	0	0	0	0	0	0	0	0	0	0	0	0	0	0	0	0	0	0	0	0	0	0
Aug-18	0	0	0	0	0	0	0	0	0	0	0	0	0	0	0	0	0	0	0	0	0	0	0	0	0	0	0	0	0	0	0
Sep-18	0	0	0	0	0	0	0	0	0	0	0	0	0	0	0	0	0	0	0	0	0	0	0	0	0	0	0	0	0	0	0
Oct-18	0	0	0	0	0	0	0	0	0	0	0	0	0	0	0	0	0	0	0	0	0	0	0	0	0	0	0	0	0	0	0
Dec-18	0	0	0	0	0	0	0	0	0	0	0	0	0	0	0	0	0	0	0	0	0	0	0	0	0	0	0	0	0	0	0
Jan-19	0	0	0	0	0	0	0	0	0	0	0	0	0	0	0	0	0	0	0	0	0	0	0	0	0	0	0	0	0	0	0
Feb-19	0	0	0	0	0	0	0	0	0	0	0	0	0	0	0	0	0	0	0	0	0	0	0	0	0	0	0	0	0	0	0
Mar-19	0	0	0	0	0	0	0	0	0	0	0	0	0	0	0	0	0	0	0	0	0	0	0	0	0	0	0	0	0	0	0
Apr-19	0	0	0	0	0	0	0	0	0	0	0	0	0	0	0	0	0	0	0	0	0	0	0	0	0	0	0	0	0	0	0
May-19	0	0	0	0	0	0	0	0	0	0	0	0	0	0	0	0	0	0	0	0	0	0	0	0	0	0	0	0	0	0	0
Jun-19	0	0	0	0	0	0	0	0	0	0	0	0	0	0	0	0	0	0	0	0	0	0	0	0	0	0	0	0	0	0	0
TOTAL	0	0	0	0	0	0	0	0	0	0	0	0	0	0	0	0	0	0	0	0	0	0	0	0	0	0	0	0	0	0	0
CFC #09 Child & Family Connections. Hektoen Institute for Medical Research, LLC. 5422 W Roosevelt Rd. Chicago, IL 60644 - Monica Patrick																															
Sep-18	83	71	11	1	0	0	0	0	0	0	0	0	0	0	0	0	0	0	0	0	0	0	0	0	0	0	0	0	0	83	0
Dec-18	53	49	3	1	0	0	0	0	0	0	0	0	0	0	0	0	0	0	0	0	0	0	0	0	0	0	0	0	0	53	0
Mar-19	58	52	5	1	0	0	0	0	0	0	0	0	0	0	0	0	0	0	0	0	0	0	0	0	0	0	0	0	0	58	0
Jun-19	56	49	7	0	0	0	0	0	0	0	0	0	0	0	0	0	0	0	0	0	0	0	0	0	0	0	0	0	0	56	0
TOTAL	250	221	26	3	0	0	0	0	0	0	0	0	0	0	0	0	0	0	0	0	0	0	0	0	0	0	0	0	0	250	0
CFC #12 Child & Family Connections. Easter Seals of Metropolitan Chicago. 17300 S Ozark Ave - North Bldg. Tinley Park, IL 60477 - Peter Byrne																															
Jul-18	24	0	0	0	19	4	1	19	5	0	0	0	0	0	0	0	0	0	0	0	5	0	0	0	0	0	0	0	0	24	
Aug-18	175	0	0	4	81	90	0	100	75	30	0	1	0	0	0	0	0	0	0	0	6	45	0	0	0	19	3	8	4	171	
Sep-18	659	15	21	35	286	296	9	424	239	0	0	4	6	3	0	0	0	12	0	0	1	27	128	0	0	0	21	2	28	71	591
Oct-18	298	10	18	31	107	117	15	190	108	19	0	1	3	3	0	0	0	11	4	0	3	13	57	0	0	2	3	1	10	59	239
Nov-18	71	6	7	10	20	28	0	16	55	0	0	1	3	0	0	0	1	12	1	0	0	5	37	0	0	0	0	0	0	23	48

Screenings Reported by CFC/CPS/DCFS and Month / FY2019

Month	Total Screened	Ages (in Months)						Not Referred	Total Referred	Screenings of Children involved with DCFS			# of Children Ages 0 to 3 Referred to								# of Children Ages 3 to 5 Referred to					Sub-Totals					
		0-11	12-23	24-35	36-47	48-60	61+			In Intact Family Services	Children of Teen Wards	In Foster Care	LEA EI	LEA (ECSE)	EHS	PI (center-based)	Child Care Program	HV	Other Services	Multiple Services	Rescreening	LEA (ECSE)	PFA	HS	Child Care Program	Other HV Services	Multiple Services	Rescreening	Ages 0-35 mos.	Ages 36-61+ mos.	
		Dec-18	151	2	1	7	55			67	19	119	32	0	0	0	0	0	0	0	5	0	0	0	9	4	0	0	1	6	5
Jan-19	3	0	0	0	2	1	0	0	3	0	0	0	0	0	0	0	0	0	0	0	0	3	0	0	0	0	0	0	0	3	
Feb-19	83	6	6	6	46	19	0	50	33	0	0	0	0	0	0	18	0	0	0	0	9	0	0	0	0	0	0	0	18	65	
Mar-19	195	0	0	2	70	80	43	171	24	0	0	0	0	2	0	0	0	0	0	0	4	2	0	0	0	9	0	7	2	193	
May-19	160	3	6	8	93	50	0	94	66	0	0	1	0	0	0	0	4	0	0	0	4	85	0	0	0	0	0	5	17	143	
Jun-19	29	1	2	6	14	6	0	9	20	0	0	0	0	0	0	1	0	0	0	5	14	0	0	0	0	0	0	9	20		
TOTAL	1848	43	61	109	793	758	87	1192	660	49	0	8	12	8	0	0	1	63	5	0	4	78	384	0	0	3	58	11	67	213	1638

CFC #13 Child & Family Connections, Regional Office of Education #26, 130 S Lafayette St, Ste 200, Macomb, IL 61455 - Chuck Farr

Jul-18	18	12	3	3	0	0	0	17	1	0	0	2	1	0	0	0	0	0	0	0	0	0	0	0	0	0	0	0	18	0	
Aug-18	48	4	1	8	25	10	0	11	37	0	0	0	2	0	0	0	0	0	0	0	3	32	0	0	0	0	0	0	13	35	
Sep-18	508	432	40	22	12	2	0	10	8	2	0	1	1	0	0	0	1	0	0	0	0	6	0	0	0	0	0	0	494	14	
Oct-18	23	7	4	11	0	1	0	18	5	0	0	3	0	0	0	0	0	4	0	0	0	1	0	0	0	0	0	22	1		
Nov-18	18	4	3	9	2	0	0	8	10	0	0	2	4	1	0	0	0	1	0	0	0	4	0	0	0	0	0	16	2		
Dec-18	420	370	24	12	11	3	0	0	9	0	0	0	0	0	0	0	0	0	0	0	2	7	0	0	0	0	0	0	406	14	
Jan-19	30	9	11	10	0	0	0	19	11	0	0	2	0	0	0	0	2	0	0	1	0	8	0	0	0	0	0	30	0		
Feb-19	20	8	4	6	2	0	0	12	8	1	0	3	1	1	0	0	0	0	1	0	0	5	0	0	0	0	0	18	2		
Mar-19	413	356	32	19	3	3	0	15	5	2	0	1	0	0	0	0	0	0	0	0	5	0	0	0	0	0	0	407	6		
Apr-19	89	6	11	23	34	15	0	42	47	1	0	0	3	0	0	0	1	0	0	16	0	21	0	0	0	0	11	40	49		
May-19	59	5	8	14	26	6	0	27	32	0	0	3	0	0	0	0	0	0	0	0	32	0	0	0	0	0	0	27	32		
Jun-19	444	374	43	17	6	4	0	10	3	1	0	1	0	0	0	0	0	0	0	0	3	0	0	0	0	0	0	434	10		
TOTAL	2090	1587	184	154	121	44	0	189	176	7	0	18	12	2	0	0	0	5	5	0	17	5	124	0	0	0	0	0	11	1925	165

CFC #14 Child & Family Connections, 3000 W Rohmann Ave., West Peoria, IL 61604 - Michelle Harr

Sep-17	48	0	0	0	35	13	0	0	48	0	0	2	0	0	0	0	0	0	0	0	6	42	0	0	0	15	0	0	0	48	
Apr-18	87	0	0	0	69	18	0	0	87	0	0	3	0	0	0	0	0	0	0	0	8	79	0	0	0	37	0	0	0	87	
May-18	21	0	0	0	17	4	0	0	21	0	0	2	0	0	0	0	0	0	0	0	1	20	0	0	0	3	0	0	0	21	
Jul-18	38	0	1	5	17	15	0	1	37	3	0	2	0	0	0	0	0	1	0	4	5	24	0	0	0	3	0	2	6	32	
Aug-18	370	7	10	14	204	132	3	120	250	12	0	9	0	2	0	0	0	0	1	0	10	178	0	0	0	30	23	25	31	339	
Sep-18	671	304	67	60	147	80	13	84	199	1	0	8	8	1	0	7	0	0	3	0	11	20	104	0	2	0	38	6	23	431	240
Oct-18	121	8	7	17	49	34	6	47	74	2	0	4	0	1	0	8	0	4	1	0	2	8	18	1	0	0	18	8	8	32	89
Nov-18	108	5	5	16	43	36	3	38	70	2	0	5	2	1	0	2	0	0	0	1	7	40	0	0	0	6	2	9	26	82	
Dec-18	457	278	54	56	35	30	4	29	55	2	0	7	5	1	0	5	0	0	0	0	4	29	0	0	0	4	2	4	388	69	
Jan-19	60	6	7	21	21	4	1	38	22	1	0	1	0	1	0	3	0	0	0	3	2	11	0	0	0	1	0	1	34	26	

Screenings Reported by CFC/CPS/DCFS and Month / FY2019

Month	Total Screened	Ages (in Months)						Not Referred	Total Referred	Screenings of Children involved with DCFS			# of Children Ages 0 to 3 Referred to								# of Children Ages 3 to 5 Referred to						Sub-Totals				
		0-11	12-23	24-35	36-47	48-60	61+			In Intact Family Services	Children of Teen Wards	In Foster Care	EI	LEA (ECSE)	EHS	PI (center-based)	Child Care Program	HV	Other Services	Multiple Services	Rescreening	LEA (ECSE)	PFA	HS	Child Care Program	Other HV Services	Multiple Services	Rescreening	Ages 0-35 mos.	Ages 36-61+ mos.	
		Feb-19	133	6	7	24	69			22	5	55	78	1	0	1	6	1	0	5	0	0	1	1	3	6	33	0	0	0	9
Mar-19	615	229	70	78	165	67	6	95	199	2	0	8	2	0	0	5	0	0	2	0	18	10	129	0	0	0	7	8	27	377	238
Apr-19	171	4	4	17	89	56	1	50	121	3	0	6	1	6	0	3	0	0	2	0	1	22	72	0	0	0	16	2	3	25	146
May-19	140	5	3	31	39	62	0	50	90	5	0	12	0	0	0	16	0	0	0	0	9	13	48	0	0	0	1	0	3	39	101
Jun-19	304	201	41	47	7	8	0	16	5	0	0	0	3	0	0	0	0	0	0	0	0	1	0	0	0	0	1	0	0	289	15
TOTAL	3344	1053	276	386	1006	581	42	623	1356	34	0	70	27	14	0	54	0	4	11	1	55	123	827	1	2	0	189	61	110	1715	1629

CFC #15 Child & Family Connections, Services of Will, Grundy, & Kankakee Counties, Inc., 2300 Glenwood Ave, Joliet, IL 60435 - Rachel Cimino

Jul-18	229	34	23	30	84	58	0	122	107	0	0	7	9	0	0	0	0	0	0	0	21	9	49	3	0	0	0	0	0	16	87	142
Aug-18	878	47	31	72	451	275	2	187	691	0	0	11	28	0	0	0	0	4	4	0	31	134	417	6	0	0	11	2	57	150	728	
Sep-18	1586	472	108	86	436	477	7	513	539	0	0	2	23	12	0	0	0	0	0	0	27	144	234	7	22	0	15	0	55	666	920	
Oct-18	615	46	42	53	207	242	25	435	180	0	0	8	14	3	0	0	0	0	0	3	1	66	78	1	0	0	8	0	9	141	474	
Nov-18	360	14	9	32	145	142	18	162	198	0	0	0	8	5	0	0	0	0	2	3	0	47	75	3	11	0	15	0	34	55	305	
Dec-18	821	391	102	90	112	110	16	227	131	0	0	2	11	0	0	0	2	0	0	0	0	46	47	0	0	0	5	0	20	583	238	
Jan-19	339	23	22	41	133	100	20	207	132	0	0	0	7	2	0	0	0	0	0	0	0	32	61	0	0	0	7	0	23	86	253	
Feb-19	502	25	17	55	204	158	43	251	251	0	0	0	10	1	0	0	0	0	0	0	0	67	126	0	18	0	19	0	10	97	405	
Mar-19	982	380	93	82	197	188	42	300	230	0	0	0	22	2	0	0	0	0	0	0	1	48	103	0	1	0	11	1	43	555	427	
Apr-19	271	0	3	29	157	78	4	75	196	1	0	0	1	2	0	0	0	0	0	0	1	10	130	0	14	0	8	3	27	32	239	
May-19	1108	41	38	106	442	370	111	659	449	0	0	0	18	2	0	0	0	0	0	0	1	89	215	0	15	0	58	16	38	185	923	
Jun-19	764	345	69	49	161	139	1	168	185	0	0	0	9	1	0	0	0	0	2	0	2	23	134	0	0	0	0	0	14	463	301	
TOTAL	8455	1818	557	725	2729	2337	289	3306	3289	1	0	30	160	30	0	0	2	4	8	6	85	715	1669	20	81	0	157	22	346	3100	5355	

CFC #16 Child & Family Connections, 201 W Springfield Ave, Ste 508 & 509, Champaign, IL 61820 - Chris Johnson

Jan-18	121	31	42	17	12	19	0	119	2	0	0	0	2	0	0	0	0	0	0	0	0	0	0	0	0	0	0	0	0	90	31
Feb-18	16	0	0	0	13	3	0	0	16	0	0	0	0	0	0	0	0	0	0	0	0	1	15	0	0	0	0	0	0	0	16
Mar-18	60	0	0	0	42	17	1	0	60	0	0	1	0	0	0	0	0	0	0	0	0	12	47	0	0	0	1	0	0	0	60
Apr-18	187	41	52	29	37	28	0	141	46	3	0	1	4	0	0	0	0	0	0	0	0	15	25	0	0	0	2	0	0	122	65
May-18	261	94	39	46	57	25	0	211	50	0	0	1	10	0	0	0	0	0	2	0	0	3	16	0	0	0	18	0	1	179	82
Jun-18	105	25	30	21	12	17	0	104	1	0	0	0	1	0	0	0	0	0	0	0	0	0	0	0	0	0	0	0	0	76	29
Jul-18	135	45	39	23	12	16	0	129	6	0	0	0	6	0	0	0	0	0	0	0	0	0	0	0	0	0	0	0	0	107	28
Aug-18	368	40	39	42	149	98	0	188	180	3	0	2	2	1	0	0	0	0	0	0	0	29	146	0	0	1	0	0	1	121	247
Sep-18	884	583	112	61	71	52	5	236	88	0	0	8	13	1	0	0	0	0	4	0	10	7	48	0	5	0	0	0	0	756	128
Oct-18	294	91	65	47	46	43	2	213	81	0	0	6	20	0	2	0	0	0	3	0	7	8	41	0	0	0	0	0	0	203	91
Nov-18	266	93	45	43	59	26	0	197	69	0	0	3	13	1	2	0	0	0	2	0	5	7	38	0	0	0	1	0	0	181	85

Screenings Reported by CFC/CPS/DCFS and Month / FY2019

Month	Total Screened	Ages (in Months)						Not Referred	Total Referred	Screenings of Children involved with DCFS			# of Children Ages 0 to 3 Referred to								# of Children Ages 3 to 5 Referred to					Sub-Totals						
		0-11	12-23	24-35	36-47	48-60	61+			In Intact Family Services	Children of Teen Wards	In Foster Care	EI	LEA (ECSE)	EHS	PI (center-based)	Child Care Program	HV	Other Services	Multiple Services	Rescreening	LEA (ECSE)	PFA	HS	Child Care Program	Other HV Services	Multiple Services	Rescreening	Ages 0-35 mos.	Ages 36-61+ mos.		
Dec-18	698	480	89	61	54	13	1	207	50	0	0	0	9	0	0	0	0	0	0	0	8	3	28	0	0	0	2	0	0	630	68	
Jan-19	302	43	28	43	113	66	9	180	122	0	0	6	16	2	2	0	0	0	0	0	15	22	47	1	9	0	3	0	5	114	188	
Feb-19	285	41	29	23	143	39	10	106	179	0	0	3	11	2	0	0	0	0	0	0	11	23	110	1	1	0	20	0	0	93	192	
Mar-19	827	456	84	79	130	74	4	129	190	1	0	3	12	5	4	0	0	0	0	9	0	3	14	127	0	7	0	8	0	1	619	208
Apr-19	425	103	55	43	135	84	5	221	204	0	0	2	16	1	1	0	0	0	0	5	0	4	43	111	1	3	0	17	0	2	201	224
May-19	150	43	20	10	55	22	0	58	92	0	0	1	10	0	0	0	0	0	0	2	0	18	8	52	0	0	0	2	0	0	73	77
Jun-19	491	381	37	24	37	12	0	0	46	0	0	0	0	0	0	0	0	0	0	0	0	3	40	0	3	0	0	0	0	442	49	
TOTAL	5875	2590	805	612	1177	654	37	2439	1482	7	0	37	145	13	11	0	0	0	0	27	0	81	198	891	3	28	1	74	0	10	4007	1868

CFC #17 Child & Family Connections, ROE of Adams/Pike Counties, 510 Maine St, Ste 615, Quincy, IL 62301 - Kara Hoffman

Aug-18	199	4	6	31	93	63	1	158	41	4	0	0	3	0	0	0	0	0	3	0	3	3	4	0	0	0	0	0	0	0	0	32	41	157
Sep-18	520	258	33	25	104	93	7	155	51	3	0	0	0	0	0	0	0	0	0	0	2	3	0	0	0	0	0	0	0	46	316	204		
Oct-18	315	6	11	13	123	130	13	253	62	0	0	0	0	0	0	0	0	0	0	0	2	2	0	0	0	0	0	0	0	58	30	266		
Nov-18	15	2	5	8	0	0	0	15	0	0	0	0	0	0	0	0	0	0	0	0	0	0	0	0	0	0	0	0	0	15	0			
Dec-18	274	181	26	23	20	19	5	35	12	4	0	1	0	0	0	0	0	0	0	0	2	2	0	0	0	0	0	0	0	8	230	44		
Jan-19	48	0	0	6	20	17	4	38	10	0	0	4	0	0	0	0	0	0	0	0	3	1	0	0	0	0	0	0	0	6	6	41		
Feb-19	156	5	5	20	65	42	19	135	21	1	0	0	0	0	0	0	0	0	0	0	1	3	0	0	0	0	0	0	17	30	126			
Mar-19	253	190	29	24	7	2	1	15	2	0	0	0	0	0	0	0	0	0	0	0	0	0	0	0	0	0	0	0	2	243	10			
Apr-19	213	4	4	54	131	20	0	147	66	1	0	0	2	0	0	0	0	0	0	0	14	1	2	0	0	0	0	0	0	35	62	151		
May-19	26	2	10	6	8	0	0	25	1	0	0	0	0	0	0	0	0	0	0	0	1	0	0	0	0	0	0	0	0	18	8			
Jun-19	237	177	29	26	3	2	0	0	0	0	0	0	0	0	0	0	0	0	0	0	0	0	0	0	0	0	0	0	0	232	5			
TOTAL	2256	829	158	236	574	388	50	976	266	13	0	5	5	0	0	0	0	0	3	0	3	28	16	2	0	0	0	0	0	204	1223	1012		

CFC #18 Child & Family Connections, Sangamon Co. Public Health Department, 2833 S Grand Ave. E. Springfield, IL 62703 - Lisa McGlothlin

Feb-18	13	0	0	4	6	3	0	13	0	0	0	0	0	0	0	0	0	0	0	0	0	0	0	0	0	0	0	0	0	0	4	9
Jul-18	22	0	0	3	13	6	0	18	3	0	0	1	0	0	0	0	0	0	0	0	0	3	0	0	0	0	0	0	3	3	19	
Aug-18	45	0	0	0	24	21	0	0	45	3	0	2	0	0	0	0	0	0	0	0	0	31	0	14	0	0	12	12	0	45		
Sep-18	415	335	51	28	1	0	0	0	39	0	0	0	6	0	0	0	0	39	0	3	1	0	0	0	0	0	0	0	0	414	1	
Nov-18	7	0	0	4	3	0	0	6	1	0	0	0	0	1	0	0	0	0	0	0	0	0	0	0	0	0	0	0	4	3		
Dec-18	353	320	23	4	5	1	0	0	3	0	0	0	0	0	0	0	0	0	0	0	0	3	0	0	0	0	0	0	0	347	6	
Jan-19	4	0	0	0	4	0	0	0	4	0	0	0	0	0	0	0	0	0	0	0	0	4	0	0	0	0	0	1	1	0	4	
Feb-19	73	4	1	26	32	10	0	59	14	0	0	0	0	0	0	0	0	0	8	0	3	0	56	0	0	0	4	4	4	31	42	
Mar-19	324	268	31	24	1	1	0	8	2	0	0	0	2	0	0	0	0	0	0	0	0	0	0	0	0	0	0	0	0	323	2	
May-19	18	0	0	0	16	2	0	0	18	0	0	0	0	0	0	0	0	0	0	0	0	18	1	0	0	4	0	5	0	18		

Screenings Reported by CFC/CPS/DCFS and Month / FY2019

Month	Total Screened	Ages (in Months)						Not Referred	Total Referred	Screenings of Children involved with DCFS			# of Children Ages 0 to 3 Referred to								# of Children Ages 3 to 5 Referred to					Sub-Totals								
		0-11	12-23	24-35	36-47	48-60	61+			In Intact Family Services	Children of Teen Wards	In Foster Care	EI	LEA (ECSE)	EHS	PI (center-based)	Child Care Program	HV	Other Services	Multiple Services	Rescreening	LEA (ECSE)	PFA	HS	Child Care Program	Other HV Services	Multiple Services	Rescreening	Ages 0-35 mos.	Ages 36-61+ mos.				
Jun-19	314	256	34	22	2	0	0	0	0	0	0	0	0	0	0	0	0	0	0	0	0	0	0	0	0	0	0	0	0	0	0	0	312	2
TOTAL	1588	1183	140	115	107	44	0	104	129	3	0	3	8	1	0	0	0	0	0	0	0	0	0	0	0	0	0	0	0	0	0	1438	151	
CFC #19 Child & Family Connections, Macon Co. Community Mental Health Board, 132 S Water St, Ste 604, Decatur, IL 62523 - Amy Farmer																																		
Jul-18	18	6	8	4	0	0	0	18	0	0	0	2	0	0	0	0	0	0	0	0	0	0	0	0	0	0	0	0	0	0	0	18	0	
Aug-18	245	7	14	55	86	82	0	30	215	0	0	0	5	2	0	0	0	0	0	0	5	0	0	37	171	3	0	0	13	17	0	76	168	
Sep-18	523	416	79	16	5	7	0	0	0	0	0	0	0	0	0	0	0	0	0	0	0	0	0	0	0	0	0	0	0	0	511	12		
Oct-18	31	0	0	18	8	3	1	1	30	0	0	0	0	2	0	0	0	0	0	0	0	0	6	22	0	0	0	7	5	0	18	12		
Nov-18	49	0	0	14	20	14	1	0	49	0	0	0	1	1	0	0	0	0	0	0	0	0	4	43	0	0	0	8	8	0	14	35		
Dec-18	438	296	77	34	20	10	1	24	34	6	0	3	0	0	0	0	0	0	0	0	0	6	27	1	0	0	7	7	0	407	31			
Jan-19	50	6	5	23	9	5	2	20	30	5	0	2	0	2	0	0	0	0	0	0	0	3	25	0	0	0	8	8	0	34	16			
Feb-19	784	12	37	178	271	102	193	165	620	7	0	0	10	14	0	0	0	0	0	0	140	8	0	30	405	10	0	0	19	17	3	227	566	
Mar-19	786	289	46	83	156	62	150	212	212	0	0	0	3	1	0	0	0	0	0	0	44	1	2	18	130	0	0	0	27	15	0	418	368	
Apr-19	230	3	5	34	98	26	64	31	199	0	0	0	4	2	0	0	0	0	0	0	29	0	0	11	154	0	0	0	11	11	1	42	188	
May-19	9	0	0	0	9	0	0	0	9	0	0	0	0	0	0	0	0	0	0	0	0	2	7	0	0	0	0	3	3	0	0	9		
Jun-19	379	285	48	31	11	4	0	17	0	3	0	0	0	0	0	0	0	0	0	0	0	0	0	0	0	0	0	0	0	0	364	15		
TOTAL	3542	1320	319	490	693	315	412	518	1398	21	0	7	23	24	0	0	0	0	0	0	218	9	2	117	984	14	0	0	103	91	4	2129	1420	
CFC #20 Child & Family Connections, Community Support Systems, 1901 S 4th St, Ste 209, Effingham, IL 62401 - Rita Wahl																																		
Aug-18	42	0	0	4	27	10	0	2	40	0	0	1	0	1	0	0	0	0	0	0	2	0	0	5	30	0	0	0	1	0	1	4	37	
Sep-18	397	317	43	19	10	8	0	0	16	2	0	0	0	2	0	0	0	0	0	0	0	0	3	7	0	0	0	5	2	0	379	18		
Oct-18	7	0	0	6	1	0	0	0	7	0	0	0	0	3	0	0	0	0	0	0	3	0	0	0	0	0	0	1	0	0	6	1		
Nov-18	8	0	0	3	3	1	1	0	8	0	0	0	0	0	0	0	0	0	0	0	0	0	2	6	0	0	0	0	0	0	3	5		
Dec-18	351	273	43	27	3	4	0	0	5	0	0	1	0	2	0	0	0	0	0	0	0	0	1	1	0	0	0	0	0	0	343	7		
Jan-19	2	0	0	1	1	0	0	0	2	0	0	0	0	0	0	0	0	0	0	0	0	0	0	1	1	0	0	0	0	0	1	1		
Feb-19	194	1	11	40	70	31	41	26	168	0	0	0	5	3	0	0	0	0	0	0	32	0	2	16	108	0	0	0	0	0	2	52	142	
Mar-19	762	272	51	56	104	67	212	213	194	0	0	0	5	5	0	0	0	0	0	0	23	0	0	10	106	43	0	0	4	4	2	379	383	
Apr-19	104	9	13	18	55	9	0	40	64	2	0	2	0	0	0	0	0	0	0	0	0	0	2	1	49	0	0	0	4	0	8	40	64	
Jun-19	318	233	43	27	12	3	0	0	0	0	0	0	0	0	0	0	0	0	0	0	0	0	0	0	0	0	0	0	0	0	303	15		
TOTAL	2185	1105	204	201	286	133	254	281	504	4	0	4	10	16	0	0	0	0	0	0	60	0	4	38	308	44	0	0	15	6	13	1510	673	
CFC #21 Child & Family Connections, Regional Office of Education #13, 4 Eagle Center, Ste 4, O'Fallon, IL 62269 - Terri Kampwerth																																		
May-18	8	3	4	1	0	0	0	8	0	0	0	0	0	0	0	0	0	0	0	0	0	0	0	0	0	0	0	0	0	0	8	0		
Jun-18	3	0	1	1	1	0	0	3	0	0	0	0	0	0	0	0	0	0	0	0	0	0	0	0	0	0	0	0	0	0	2	1		
Jul-18	3	0	3	0	0	0	0	2	1	0	0	0	1	0	0	0	0	0	0	0	0	0	0	0	0	0	0	0	0	0	3	0		

Screenings Reported by CFC/CPS/DCFS and Month / FY2019

Month	Total Screened	Screenings of Children involved with DCFS							# of Children Ages 0 to 3 Referred to										# of Children Ages 3 to 5 Referred to						Sub-Totals						
		Ages (in Months)						Not Referred	Total Referred	In Intact Family Services	Children of Teen Wards	In Foster Care	EI	LEA (ECSE)	EHS	PI (center-based)	Child Care Program	HV	Other Services	Multiple Services	Rescreening	LEA (ECSE)	PFA	HS	Child Care Program	Other HV Services	Multiple Services	Rescreening	Ages 0-35 mos.	Ages 36-61+ mos.	
		0-11	12-23	24-35	36-47	48-60	61+																								
Aug-18	134	1	4	10	72	46	0	32	96	0	0	2	0	0	0	0	0	1	0	0	4	87	0	1	0	24	23	0	15	118	
Sep-18	1610	882	235	177	182	132	1	481	115	1	3	0	14	1	0	0	0	6	6	4	7	18	109	0	7	0	14	28	0	1294	315
Oct-18	60	6	7	19	18	10	0	24	36	3	2	0	1	2	2	2	0	0	0	2	3	0	30	0	0	2	2	0	32	28	
Nov-18	420	111	117	67	69	53	3	380	40	1	0	1	4	0	1	1	0	0	0	1	2	8	28	1	0	0	1	1	1	295	125
Dec-18	857	642	98	31	52	32	2	29	38	0	0	1	2	1	0	0	2	0	0	0	0	6	22	0	8	0	3	1	2	771	86
Jan-19	184	11	20	32	78	35	8	90	94	0	0	2	3	4	0	0	0	1	0	0	2	14	71	0	8	0	11	13	8	63	121
Feb-19	397	111	95	85	55	45	1	357	40	0	0	0	8	1	0	0	1	0	4	0	1	5	25	0	0	0	0	5	0	291	101
Mar-19	1371	757	188	176	177	69	0	395	169	0	1	0	12	10	0	0	9	0	6	1	4	9	88	2	32	0	5	7	3	1121	246
Apr-19	563	97	113	131	140	80	0	363	180	0	0	0	4	0	0	0	4	5	0	0	7	18	141	7	2	0	34	8	5	341	220
May-19	669	117	131	109	212	97	0	444	142	2	5	5	9	0	0	0	0	8	0	0	3	26	137	0	8	0	18	11	23	357	309
Jun-19	840	666	76	60	23	15	0	0	1	0	0	0	0	0	0	0	0	0	0	0	0	0	1	0	0	0	0	0	0	802	38
TOTAL	7119	3404	1092	899	1079	614	15	2608	952	7	11	11	58	19	3	3	16	20	17	8	29	108	739	10	66	0	112	99	42	5395	1708

CFC #22 Child & Family Connections, Regional Office of Education #13, 660 W Noleman St, Centralia, IL 62801 - Nicole Van Hise

Apr-18	104	18	21	31	10	24	0	0	104	0	0	0	18	0	0	0	70	0	0	18	70	6	0	0	34	0	0	6	34	70	34
May-18	44	0	0	0	19	25	0	0	44	0	0	0	0	0	0	0	0	0	0	0	0	3	0	0	44	0	0	3	44	0	44
Jun-18	2	1	1	0	0	0	0	2	0	0	0	0	0	0	0	0	0	0	0	0	0	0	0	0	0	0	0	0	2	0	
Jul-18	117	8	11	27	41	29	1	22	95	0	0	1	5	0	8	0	12	0	7	5	12	6	50	3	16	0	0	15	16	46	71
Aug-18	103	9	14	21	32	27	0	9	94	0	0	0	3	0	7	0	13	15	2	8	14	2	32	2	23	0	0	4	22	44	59
Sep-18	674	451	60	40	44	78	1	106	33	0	0	6	1	0	0	0	0	10	0	1	6	1	13	1	3	0	0	4	3	551	123
Oct-18	118	14	22	25	34	23	0	46	72	0	0	1	12	0	11	0	27	6	1	11	27	5	7	1	18	0	0	6	18	61	57
Nov-18	225	29	27	58	40	70	1	105	120	0	0	0	29	0	4	0	62	0	0	27	62	2	6	1	45	0	0	2	45	114	111
Dec-18	516	324	78	55	38	15	6	82	57	0	0	2	5	0	17	0	8	17	0	11	13	0	7	3	4	0	0	0	4	457	59
Jan-19	72	5	17	18	16	14	2	24	48	0	0	1	7	0	8	0	9	4	0	3	8	3	2	3	17	0	0	3	17	40	32
Feb-19	345	16	21	107	97	70	34	298	47	0	0	0	2	0	7	0	6	17	1	3	7	1	0	0	8	0	7	0	8	144	201
Mar-19	604	312	63	83	50	56	40	187	47	1	0	0	5	0	11	0	7	4	6	3	7	1	6	0	7	0	3	2	7	458	146
Apr-19	186	17	52	60	28	27	2	64	122	1	0	0	18	0	12	0	35	14	0	39	39	5	23	2	28	0	0	31	29	129	57
May-19	72	5	9	22	30	6	0	2	70	0	0	0	6	0	9	0	26	0	0	28	28	7	2	0	32	0	0	32	32	36	36
Jun-19	401	297	36	46	15	7	0	4	17	0	0	0	1	0	3	0	7	0	0	7	7	1	3	0	3	0	0	3	3	379	22
TOTAL	3583	1506	432	593	494	471	87	951	970	2	0	11	112	0	97	0	282	87	17	164	300	43	151	16	282	0	10	111	282	2531	1052

CFC #23 Child & Family Connections, Wabash & Ohio Valley Special Education Dist., 800 S Division St, Norris City, IL 62869 - Charity Heifner

Jul-18	8293	45	41	32	69	77	11	102	168	0	0	0	8	0	0	0	45	0	0	11	58	15	0	0	107	0	0	15	107	118	157
Aug-18	343	50	58	66	111	58	0	136	207	0	0	0	8	0	0	0	57	0	0	6	70	5	87	0	59	0	34	11	67	174	169

Screenings Reported by CFC/CPS/DCFS and Month / FY2019

Month	Total Screened	Ages (in Months)							Not Referred	Total Referred	Screenings of Children involved with DCFS			# of Children Ages 0 to 3 Referred to								# of Children Ages 3 to 5 Referred to					Sub-Totals				
		0-11	12-23	24-35	36-47	48-60	61+	In Intact Family Services			Children of Teen Wards	In Foster Care	LEA EI	LEA (ECSE)	EHS	PI (center-based)	Child Care Program	HV	Other Services	Multiple Services	Rescreening	LEA (ECSE)	PFA	HS	Child Care Program	Other HV Services	Multiple Services	Rescreening	Ages 0-35 mos.	Ages 36-61+ mos.	
Sep-18	568	171	44	46	172	135	0	202	178	0	0	2	9	0	0	0	12	0	1	2	12	0	147	0	2	0	27	7	25	261	307
Oct-18	241	51	32	25	72	61	0	168	73	0	0	0	11	0	0	0	0	0	1	1	3	0	58	0	0	0	9	3	9	108	133
Nov-18	106	32	9	9	30	26	0	75	31	0	0	0	4	0	0	0	0	0	2	0	9	0	18	0	0	0	3	0	5	50	56
Dec-18	172	121	19	10	14	8	0	15	11	0	0	0	1	0	0	0	0	0	0	0	0	0	10	0	0	0	2	0	3	150	22
Jan-19	167	42	36	34	38	16	0	109	54	0	0	2	3	0	0	0	17	0	0	1	32	3	7	0	7	0	5	3	7	112	54
Feb-19	138	31	35	25	33	12	1	46	90	0	0	0	5	0	0	0	26	0	2	3	31	1	9	0	19	0	1	0	19	91	46
Mar-19	407	138	27	65	109	68	0	45	223	0	0	0	16	0	0	0	63	0	2	7	65	5	111	0	37	0	32	9	44	230	177
Apr-19	318	39	32	33	141	74	0	139	181	0	0	1	4	0	2	0	5	0	0	1	11	0	161	0	2	0	35	3	24	104	215
May-19	225	24	15	11	96	79	0	81	114	0	0	0	4	0	2	0	4	0	9	2	9	12	60	0	68	0	24	12	77	50	175
Jun-19	195	141	33	12	4	5	0	41	7	0	0	1	0	0	0	0	0	0	0	0	7	0	0	0	0	0	0	0	0	186	9
TOTAL	11173	885	381	368	889	619	12	1159	1337	0	0	6	73	0	4	0	229	0	17	34	307	41	668	0	301	0	172	63	387	1634	1520

CFC #24 Child & Family Connections, Archway, Inc., 2751 W Main, PO Box 1180, Carbondale, IL 62901-1180 - Lindsay Baskin

Jul-18	87	9	6	15	34	23	0	21	66	0	0	0	0	0	0	2	5	2	1	5	3	2	47	0	5	0	1	5	8	30	57
Aug-18	127	13	22	14	55	23	0	35	92	0	0	0	1	0	0	0	1	13	0	13	13	1	74	0	4	0	2	3	22	49	78
Sep-18	522	228	80	37	75	95	7	201	52	0	0	3	1	0	0	1	1	28	0	5	5	1	17	0	0	1	1	5	5	345	177
Oct-18	256	32	28	40	77	79	0	144	112	0	0	2	10	0	0	0	44	14	0	11	2	3	14	0	35	0	0	4	1	100	156
Nov-18	82	21	15	17	22	7	0	37	45	0	0	1	1	0	0	0	15	8	0	9	8	1	11	0	11	0	0	3	2	53	29
Dec-18	277	181	31	13	21	20	11	62	27	0	0	0	1	0	0	8	0	9	0	2	2	0	7	0	0	0	1	1	0	225	52
Jan-19	75	21	10	21	14	8	1	36	39	0	0	0	1	0	0	10	1	10	0	7	7	0	16	1	0	0	0	2	2	52	23
Feb-19	162	13	26	37	21	65	0	113	49	0	0	0	1	0	0	4	9	14	0	10	18	1	6	0	10	0	3	4	13	76	86
Mar-19	388	185	54	61	54	34	0	50	149	0	0	0	6	5	0	13	22	34	1	12	24	25	20	13	20	0	0	8	27	300	88
Apr-19	152	19	26	54	38	15	0	73	79	0	0	1	6	0	12	6	7	19	1	6	6	0	44	2	1	0	0	2	2	99	53
May-19	47	12	9	5	7	13	0	25	22	0	0	0	0	0	0	0	8	3	1	8	9	2	7	0	5	0	0	5	10	26	20
Jun-19	228	182	21	19	4	2	0	20	19	0	0	0	2	0	0	0	9	3	3	12	10	1	2	0	3	0	0	7	5	222	6
TOTAL	2403	916	328	333	422	384	19	817	751	0	0	7	30	5	12	44	122	157	7	100	107	37	265	16	94	1	8	49	97	1577	825

CFC #25 Child & Family Connections, Options & Advocacy for McHenry Co., 365 Millennium Dr, Ste A, Crystal Lake, IL 60012 - Susan Beckman

Jul-18	175	32	50	51	36	6	0	70	105	2	0	1	81	0	0	3	0	0	0	2	0	1	11	0	0	0	0	0	0	133	42
Aug-18	215	20	28	23	83	58	3	21	188	0	0	2	70	0	0	0	0	0	0	0	0	19	92	0	0	0	1	0	6	71	144
Sep-18	626	278	56	56	118	116	2	36	309	5	0	3	78	2	0	0	0	13	6	0	0	39	93	0	0	0	2	0	2	390	236
Oct-18	550	31	62	80	148	219	10	446	104	0	0	1	65	0	0	0	0	3	3	0	0	16	7	0	1	0	6	0	3	173	377
Nov-18	151	11	26	43	34	35	2	27	124	0	0	0	70	2	0	0	0	4	1	0	0	18	24	0	0	0	3	0	2	80	71
Dec-18	308	184	35	20	40	29	0	5	115	0	0	0	39	5	0	0	0	5	2	0	0	26	36	0	0	0	1	0	1	239	69

Screenings Reported by CFC/CPS/DCFS and Month / FY2019

Month	Total Screened	Ages (in Months)						Not Referred	Total Referred	Screenings of Children involved with DCFS			# of Children Ages 0 to 3 Referred to								# of Children Ages 3 to 5 Referred to					Sub-Totals						
		0-11	12-23	24-35	36-47	48-60	61+			In Intact Family Services	Children of Teen Wards	In Foster Care	EI	LEA (ECSE)	EHS	PI (center-based)	Child Care Program	HV	Other Services	Multiple Services	Rescreening	LEA (ECSE)	PFA	HS	Child Care Program	Other HV Services	Multiple Services	Rescreening	Ages 0-35 mos.	Ages 36-61+ mos.		
Jan-19	243	37	52	60	37	56	1	110	133	0	0	0	84	2	0	0	0	12	1	0	0	28	6	0	0	0	0	0	0	149	94	
Feb-19	243	32	50	61	54	46	0	73	170	2	0	1	95	0	0	0	0	15	1	0	0	21	29	0	0	0	9	5	5	143	100	
Mar-19	429	157	58	83	83	46	2	81	176	0	0	0	89	7	0	0	0	11	0	0	0	16	47	0	0	0	2	3	7	298	131	
Apr-19	344	40	61	56	94	85	8	151	193	0	0	2	84	4	0	0	0	14	2	1	2	30	55	0	0	0	3	2	2	157	187	
May-19	221	33	38	43	32	44	31	84	137	0	0	0	74	7	0	0	0	5	3	0	2	8	29	0	0	0	1	0	8	114	107	
Jun-19	364	146	52	48	90	28	0	50	162	0	0	0	71	0	0	6	0	0	0	0	4	85	0	0	0	0	4	0	246	118		
TOTAL	3869	1001	568	624	849	768	59	1154	1916	9	0	10	900	29	0	9	0	82	19	3	4	226	514	0	1	0	28	14	36	2193	1676	
Chicago Health Department / Clinics																																
Sep-18	3192	3013	153	26	0	0	0	0	0	0	0	0	0	0	0	0	0	0	0	0	0	0	0	0	0	0	0	0	0	0	3192	0
Dec-18	2718	2512	152	42	11	1	0	0	0	0	0	0	0	0	0	0	0	0	0	0	0	0	0	0	0	0	0	0	0	2706	12	
Mar-19	2578	2354	160	44	15	5	0	0	0	0	0	0	0	0	0	0	0	0	0	0	0	0	0	0	0	0	0	0	2558	20		
Jun-19	2322	2152	71	90	6	3	0	0	0	0	0	0	0	0	0	0	0	0	0	0	0	0	0	0	0	0	0	0	2313	9		
TOTAL	10810	10031	536	202	32	9	0	0	0	0	0	0	0	0	0	0	0	0	0	0	0	0	0	0	0	0	0	0	10769	41		
Chicago Public Schools, Office of Diverse Learner Supports & Services, 42 W Madison St, 2nd Floor, Chicago, IL 60602 - Dr. Stephanie Jones																																
Sep-18	306	20	42	66	118	67	13	188	62	0	0	0	11	0	0	0	0	0	0	0	24	51	0	0	0	0	0	0	36	128	198	
Oct-18	487	5	16	79	151	152	73	11	80	0	0	0	9	0	0	0	0	0	0	0	28	71	0	0	0	0	0	0	52	100	376	
Nov-18	514	12	35	69	161	150	87	307	95	0	0	0	10	0	0	0	0	0	0	0	14	85	0	0	0	0	0	0	98	116	398	
Dec-18	336	12	19	19	109	108	69	217	46	0	0	0	6	0	0	0	0	0	0	0	15	40	0	0	0	0	0	0	58	50	286	
Jan-19	379	10	26	52	110	122	59	257	122	0	0	0	6	0	0	0	0	0	0	0	11	40	0	0	0	0	0	0	69	88	291	
Feb-19	609	17	69	104	167	151	101	365	244	0	0	0	20	0	0	0	0	0	0	0	50	79	0	0	0	0	0	0	95	190	419	
Mar-19	683	27	48	136	184	162	126	428	255	0	0	0	19	0	0	0	0	0	0	0	54	67	0	0	0	0	0	0	115	211	472	
Apr-19	581	18	36	87	177	168	95	377	204	0	0	0	58	0	0	0	0	0	0	0	30	23	0	0	0	0	0	0	93	141	440	
May-19	629	38	87	119	173	123	89	359	270	0	0	0	36	0	0	0	0	0	0	0	60	77	0	0	0	0	0	0	97	244	385	
Jun-19	440	24	62	91	125	86	52	256	184	0	0	0	21	0	0	0	0	0	0	0	43	64	0	0	0	0	0	0	56	177	263	
TOTAL	4964	183	440	822	1475	1289	764	2765	1562	0	0	0	196	0	0	0	0	0	0	0	329	597	0	0	0	0	0	0	769	1445	3528	
DCFS/Erikson Institute Statewide, 451 North LaSalle Street, Chicago, IL 60654 - Andria Goss																																
Apr-18	85	27	27	22	3	3	3	0	0	0	0	0	65	0	0	0	0	0	23	6	36	13	0	22	0	0	15	4	0	76	9	
May-18	98	39	23	27	4	4	1	0	0	0	0	0	43	0	0	0	0	0	27	1	39	13	0	2	0	0	2	2	89	9		
Jun-18	86	34	30	17	2	2	1	0	0	0	0	0	0	0	1	0	0	0	27	1	29	13	0	1	0	0	0	0	81	5		
Jul-18	136	59	37	27	8	3	2	0	0	58	0	0	63	0	17	0	0	14	28	0	64	5	0	7	0	1	2	0	123	13		
Aug-18	59	28	16	11	4	0	0	0	0	59	0	0	22	0	16	0	0	25	8	0	15	1	0	4	0	0	2	0	55	4		
Sep-18	73	23	18	27	5	0	0	0	0	73	0	0	28	0	32	0	0	29	13	0	19	4	0	4	0	0	1	0	68	5		

Screenings Reported by CFC/CPS/DCFS and Month / FY2019

Month	Total Screened	Ages (in Months)						Not Referred	Total Referred	Screenings of Children involved with DCFS			# of Children Ages 0 to 3 Referred to								# of Children Ages 3 to 5 Referred to					Sub-Totals					
		0-11	12-23	24-35	36-47	48-60	61+			In Intact Family Services	Children of Teen Wards	In Foster Care	LEA EI	LEA (ECSE)	EHS	PI (center-based)	Child Care Program	HV	Other Services	Multiple Services	Rescreening	LEA (ECSE)	PFA	HS	Child Care Program	HV	Other Services	Multiple Services	Rescreening	Ages 0-35 mos.	Ages 36-61+ mos.
		Oct-18	87	38	19	23	7			0	0	0	0	87	0	0	26	0	31	0	0	41	9	0	24	3	0	4	0	0	4
Nov-18	65	31	16	15	3	0	0	0	0	65	0	0	16	0	21	0	0	28	4	0	20	0	0	3	0	0	1	0	0	62	3
Dec-18	59	21	15	17	6	0	0	0	0	59	0	0	13	2	23	0	0	21	6	0	15	2	0	7	0	0	1	0	0	53	6
Jan-19	64	28	19	13	4	0	0	0	0	64	0	0	14	0	28	0	0	26	8	0	24	1	0	4	0	0	2	0	0	60	4
Feb-19	86	30	21	28	7	0	0	0	0	65	0	0	28	0	44	0	0	30	8	0	22	3	0	5	0	0	4	0	0	79	7
Mar-19	74	32	16	19	7	0	0	0	0	74	0	0	30	0	22	0	0	23	7	0	14	4	0	4	0	0	3	0	0	67	7
Apr-19	76	37	17	16	6	0	0	0	0	76	0	0	21	0	22	0	0	28	9	0	23	4	0	5	0	0	6	0	0	70	6
May-19	66	21	19	18	8	0	0	0	0	66	0	0	19	2	20	0	0	19	4	0	10	1	0	6	0	0	3	0	0	58	8
Jun-19	55	15	16	17	7	0	0	0	0	55	0	0	20	0	18	0	0	15	8	0	11	2	0	7	0	0	1	0	0	48	7
TOTAL	1169	463	309	297	81	12	7	0	0	801	0	0	408	4	295	0	0	299	189	8	365	69	0	85	0	1	45	6	2	1069	100

Screenings Reported by CFC/CPS/DCFS and Agencies Represented / FY2019

Agency Type	Total Screened	Screenings of Children involved with DCFS								# of Children Ages 0 to 3 Referred to										# of Children Ages 3 to 5 Referred to						Sub-Totals									
		Ages (in Months)						Not Referred	Total Referred	Family Services	Children of Teen Wards	In Foster Care	LEA EI	LEA (ECSE)	EHS	PI (center-based)	Child Care Program	HV	Other Services	Multiple Services	Rescreening	LEA (ECSE)	PFA	HS	Child Care Program	Other HV Services	Multiple Services	Rescreening	Ages 0-35 mos.	Ages 36-61+ mos.					
		0-11	12-23	24-35	36-47	48-60	61+																												
CFC #01 Child & Family Connections, Youth Services Network, Inc., 107 North 3rd Street, Rockford, IL 61107 - Dee Dee Lowery																																			
CC	113	31	29	44	9	0	0	112	1	94	0	3	0	0	0	0	0	0	0	0	0	0	0	0	0	0	0	0	0	0	0	0	0	104	9
DCFS	151	49	58	43	1	0	0	0	0	0	0	0	0	0	0	0	0	0	0	0	0	0	0	0	0	0	0	0	0	0	0	0	0	150	1
EI	0	0	0	0	0	0	0	0	0	0	0	0	0	0	0	0	0	0	0	0	0	0	0	0	0	0	0	0	0	0	0	0	0	0	0
FCM	693	527	123	43	0	0	0	0	0	0	0	0	0	0	0	0	0	0	0	0	0	0	0	0	0	0	0	0	0	0	0	0	693	0	
HS/EHS	514	59	143	132	103	73	4	330	184	4	0	37	19	0	0	0	0	0	0	0	0	0	0	0	0	0	0	0	0	0	0	21	334	180	
HV	57	9	28	20	0	0	0	54	3	0	0	0	3	0	0	0	0	0	0	0	0	0	0	0	0	0	0	0	0	0	0	0	57	0	
LEA	5111	159	182	422	2473	1590	286	2178	2933	36	1	73	26	23	0	10	7	2	24	5	16	387	2318	274	33	0	181	1224	911	763	4349				
PAT	36	6	19	11	0	0	0	34	2	0	0	0	2	0	0	0	0	0	0	0	0	0	0	0	0	0	0	0	0	0	0	36	0		
PI	0	0	0	0	0	0	0	0	0	0	0	0	0	0	0	0	0	0	0	0	0	0	0	0	0	0	0	0	0	0	0	0	0	0	
CFC #02 Child & Family Connections, Lake County Health Department, 3010 Grand Ave, 2nd Floor, Waukegan, IL 60085 - Donna Musser																																			
CFC	1603	418	555	629	1	0	0	1055	163	13	0	28	194	8	7	0	4	5	33	22	5	0	0	0	0	0	0	0	0	0	0	0	1602	1	
DCFS	118	37	28	31	11	11	0	0	0	0	0	0	0	0	0	0	0	0	0	0	0	0	0	0	0	0	0	0	0	0	0	0	96	22	
EI	1634	420	568	639	4	3	0	1061	188	13	0	28	208	8	7	0	4	5	39	22	11	0	0	0	0	0	0	0	0	0	0	0	1627	7	
FCM	1967	1820	115	32	0	0	0	0	0	0	0	0	0	0	0	0	0	0	0	0	0	0	0	0	0	0	0	0	0	0	0	1967	0		
LEA	590	2	3	18	322	213	32	219	364	1	0	5	2	10	0	0	0	0	7	3	0	142	193	17	0	0	42	49	30	23	567				
CFC #03 Child & Family Connections, Regional Office of Education for Carroll, Jo Daviess, & Stephenson Co., 27 S State Ave, Ste 101, Freeport, IL 61032 - Angela Hodges																																			
CC	2011	1034	408	225	200	137	0	1759	49	0	0	0	0	0	0	0	0	0	0	0	0	0	0	0	0	0	0	0	0	0	0	2	1667	337	
DCFS	131	46	32	31	12	10	0	0	0	0	0	0	0	0	0	0	0	0	0	0	0	0	0	0	0	0	0	0	0	0	0	109	22		
FCM	3253	2278	443	236	176	113	0	1631	47	0	0	0	0	0	0	0	0	0	0	0	0	0	0	0	0	0	0	0	0	0	0	2957	289		
HD	1013	836	128	45	3	1	0	888	125	0	0	0	17	0	0	0	0	0	2	0	105	0	0	0	0	0	0	0	0	1	1009	4			
HS/EHS	178	6	15	17	83	57	0	157	21	0	0	0	1	0	0	0	0	0	0	0	0	18	0	0	0	0	0	0	0	0	0	38	140		
HV	221	63	92	55	11	0	0	210	11	0	0	1	9	0	0	0	0	0	2	1	0	0	1	0	0	0	0	0	0	0	210	11			
LEA	1275	61	85	174	566	335	52	656	619	4	0	14	7	27	1	0	1	0	4	4	2	227	417	35	13	2	37	69	31	320	953				
MFP	53	0	0	18	22	13	0	35	18	0	0	1	0	0	0	0	0	0	0	0	0	0	18	0	0	0	0	0	0	0	18	35			
WIC	1881	1012	369	204	176	113	0	1631	47	0	0	0	0	0	0	0	0	0	0	0	0	0	0	0	0	0	0	0	0	0	1585	289			
CFC #04 Child & Family Connections, DayOne PACT, 1551 E Fabyan Pkwy, Geneva, IL 60134 - Ellana Mavromatis																																			
CC	410	33	62	75	113	128	1	363	47	0	0	0	2	0	0	0	0	0	0	0	11	2	29	0	0	0	12	0	16	170	242				
CFC	260	32	81	83	35	25	4	176	84	0	0	0	74	0	0	0	0	0	0	0	0	10	0	0	0	0	0	0	0	0	196	64			
DCFS	74	24	26	18	3	3	0	0	0	0	0	0	0	0	0	0	0	0	0	0	0	0	0	0	0	0	0	0	0	0	68	6			
FCM	2781	2712	51	18	0	0	0	0	0	0	0	0	0	0	0	0	0	0	0	0	0	0	0	0	0	0	0	0	0	0	2781	0			

Screenings Reported by CFC/CPS/DCFS and Agencies Represented / FY2019

Agency Type	Total Screened	Ages (in Months)							Not Referred	Total Referred	Screenings of Children involved with DCFS			# of Children Ages 0 to 3 Referred to								# of Children Ages 3 to 5 Referred to						Sub-Totals			
		0-11	12-23	24-35	36-47	48-60	61+	In Intact Family Services			Children of Teen Wards	In Foster Care	LEA EI	LEA (ECSE)	EHS	PI (center-based)	Child Care Program	HV	Other Services	Multiple Services	Rescreening	LEA (ECSE)	PFA	HS	Child Care Program	HV	Other Services	Multiple Services	Rescreening	Ages 0-35 mos.	Ages 36-61+ mos.
		HD	29	0	11	14	2	2			0	22	7	0	0	0	0	0	0	0	0	0	0	0	0	0	0	0	0	0	0
HS/EHS	94	8	30	24	13	9	10	81	13	0	0	0	2	0	0	0	0	0	0	0	11	0	0	0	0	0	0	62	32		
HV	181	52	56	64	9	0	0	172	9	0	0	0	9	0	0	0	0	0	0	1	0	0	0	0	0	0	0	172	9		
LEA	2080	4	9	68	1079	889	18	528	1547	0	0	0	7	11	0	0	0	0	10	5	6	189	1185	0	0	0	133	73	135	81	1986
LIC	2	2	0	0	0	0	0	0	2	0	0	0	0	0	0	0	0	0	0	2	0	0	0	0	0	0	0	2	0	0	
MFP	22	3	3	10	6	0	0	17	5	0	0	2	4	0	0	0	0	0	0	0	0	1	0	0	0	0	0	0	16	6	
PAT	373	130	129	114	1	0	0	348	25	0	0	0	10	0	0	0	0	0	0	0	0	0	0	0	0	0	0	373	1		
CFC #05 Child & Family Connections, DayOne PACT, 750 Warrenville Rd, Ste 300, Lisle, IL 60532 - Marianne McGuire																															
CC	35	4	12	19	0	0	0	22	13	0	0	0	5	0	0	0	0	0	1	0	7	0	0	0	0	0	0	35	0		
DCFS	76	17	27	20	6	6	0	0	0	0	0	0	0	0	0	0	0	0	0	0	0	0	0	0	0	0	0	64	12		
EI	256	22	52	64	45	61	11	154	102	0	0	0	66	16	0	0	0	0	0	0	0	20	0	0	0	0	0	138	117		
FCM	2277	2179	77	21	0	0	0	0	0	0	0	0	0	0	0	0	0	0	0	0	0	0	0	0	0	0	0	2277	0		
HS/EHS	32	3	12	17	0	0	0	21	11	0	0	0	3	0	0	0	0	0	1	0	7	0	0	0	0	0	0	32	0		
HV	226	67	82	76	1	0	0	17	209	2	0	0	29	9	0	0	2	2	43	11	135	0	0	0	0	0	0	225	1		
LEA	2976	125	181	519	1359	756	33	1093	1881	0	0	6	52	125	3	5	5	61	45	10	43	343	873	58	9	1	63	31	204	825	2148
PAT	179	27	31	52	45	19	5	51	127	0	0	0	14	3	0	0	1	64	2	2	4	23	8	0	2	0	2	0	3	110	69
CFC #06 Child & Family Connections, Clearbrook, 1835 W Central Rd, Arlington Heights, IL 60005 - Jason Tietz																															
LEA	1638	24	55	197	823	500	39	652	980	1	0	3	41	75	0	0	0	17	12	1	10	241	426	24	20	0	106	13	68	276	1362
CFC #07 Child & Family Connections, Suburban Access, Inc, One Westbrook Corporate Ctr, Ste 640, Westchester, IL 60154 - Jo Ann Alferink																															
CFC	10	2	3	5	0	0	0	1	9	0	0	0	5	0	0	0	0	5	0	6	0	0	0	0	0	0	0	10	0		
FCM	1264	1180	79	5	0	0	0	0	0	0	0	0	0	0	0	0	0	0	0	0	0	0	0	0	0	0	0	1264	0		
HV	10	2	3	5	0	0	0	1	9	0	0	0	5	0	0	0	0	5	0	6	0	0	0	0	0	0	0	10	0		
LEA	463	0	1	55	178	205	9	29	433	0	0	0	5	17	0	0	0	0	24	0	3	50	324	0	0	0	6	0	1	56	392
MIECHV	66	14	24	24	4	0	0	59	7	0	0	0	4	1	0	0	0	0	0	0	0	0	0	0	0	0	0	62	4		
CFC #08 Child & Family Connections, Easter Seals of Metropolitan Chicago, 9455 S Hoyne Ave, Chicago, IL 60643 - Marlene Stroube																															
LEA	0	0	0	0	0	0	0	0	0	0	0	0	0	0	0	0	0	0	0	0	0	0	0	0	0	0	0	0	0	0	0
CFC #09 Child & Family Connections, Hektoen Institute for Medical Research, LLC, 5422 W Roosevelt Rd, Chicago, IL 60644 - Monica Patrick																															
FCM	250	221	26	3	0	0	0	0	0	0	0	0	0	0	0	0	0	0	0	0	0	0	0	0	0	0	0	250	0		

Screenings Reported by CFC/CPS/DCFS and Agencies Represented / FY2019

Agency Type	Total Screened	Screenings of Children involved with DCFS							# of Children Ages 0 to 3 Referred to										# of Children Ages 3 to 5 Referred to						Sub-Totals							
		Ages (in Months)							Total Referred	Family Services	Children of Teen Wards	In Foster Care	LEA EI	LEA (ECSE)	EHS	PI (center-based)	Child Care Program	HV	Other Services	Multiple Services	Rescreening	LEA (ECSE)	PFA	HS	Child Care Program	HV	Other Services	Multiple Services	Rescreening	Ages 0-35 mos.	Ages 36-61+ mos.	
		0-11	12-23	24-35	36-47	48-60	61+	Not Referred																								
CFC #12 Child & Family Connections, Easter Seals of Metropolitan Chicago, 17300 S Ozark Ave - North Bldg, Tinley Park, IL 60477 - Peter Byrne																																
HV	135	9	18	34	43	29	2	57	78	0	0	0	2	0	0	0	1	0	4	0	1	9	65	0	0	0	0	0	0	61	74	
LEA	1779	32	38	82	785	755	87	1157	624	49	0	7	3	7	0	0	1	43	5	0	3	78	372	0	0	3	58	11	67	152	1627	
PI	55	9	17	21	8	3	0	22	35	0	0	1	9	1	0	0	0	20	0	0	0	0	12	0	0	0	0	0	0	47	11	
CFC #13 Child & Family Connections, Regional Office of Education #26, 130 S Lafayette St, Ste 200, Macomb, IL 61455 - Chuck Farr																																
DCFS	132	43	36	28	14	11	0	0	0	0	0	0	0	0	0	0	0	0	0	0	0	0	0	0	0	0	0	0	0	0	107	25
FCM	1593	1481	83	29	0	0	0	0	0	0	0	0	0	0	0	0	0	0	0	0	0	0	0	0	0	0	0	0	0	0	1593	0
HV	13	4	5	4	0	0	0	3	10	0	0	0	3	0	0	0	0	1	0	0	4	0	2	0	0	0	0	0	0	13	0	
LEA	154	1	1	22	97	33	0	40	114	1	0	1	2	1	0	0	0	1	5	0	4	5	85	0	0	0	0	0	11	24	130	
PI	211	62	64	75	10	0	0	149	62	6	0	17	10	1	0	0	0	4	0	0	13	0	39	0	0	0	0	0	0	201	10	
CFC #14 Child & Family Connections, 3000 W Rohmann Ave, , West Peoria, IL 61604 - Michelle Harr																																
CC	39	6	6	10	5	12	0	35	4	3	0	0	1	0	0	0	0	0	0	0	0	0	0	0	0	0	0	3	0	0	22	17
CFC	86	6	18	36	17	9	0	45	41	7	0	3	15	1	0	0	0	0	1	0	18	6	0	0	0	0	0	0	0	60	26	
DCFS	296	108	87	63	21	17	0	0	0	0	0	0	0	0	0	0	0	0	0	0	0	0	0	0	0	0	0	0	0	258	38	
EI	7	0	4	3	0	0	0	1	6	0	0	0	6	0	0	0	0	0	0	0	0	0	0	0	0	0	0	0	0	7	0	
FCM	1069	889	115	65	0	0	0	0	0	0	0	0	0	0	0	0	0	0	0	0	0	0	0	0	0	0	0	0	0	1069	0	
HS/EHS	36	11	8	5	7	5	0	29	7	0	0	2	0	0	0	0	0	0	0	0	0	4	0	0	0	0	0	0	0	24	12	
HV	98	23	24	32	7	12	0	89	9	3	0	1	2	0	0	0	0	4	0	0	0	0	0	0	0	0	3	0	0	79	19	
LEA	1592	16	20	158	851	505	42	351	1241	24	0	64	4	13	0	54	0	0	10	1	23	113	827	1	2	0	181	58	80	194	1398	
MFP	160	0	0	24	103	33	0	108	52	0	0	0	0	0	0	0	0	0	0	0	14	0	0	0	0	0	5	3	30	24	136	
CFC #15 Child & Family Connections, Services of Will, Grundy, & Kankakee Counties, Inc., 2300 Glenwood Ave, Joliet, IL 60435 - Rachel Cimino																																
CC	34	3	6	7	0	18	0	29	5	0	0	0	3	0	0	0	0	0	2	0	0	0	0	0	0	0	0	0	0	16	18	
DCFS	246	59	72	53	34	28	0	0	0	0	0	0	0	0	0	0	0	0	0	0	0	0	0	0	0	0	0	0	0	184	62	
EI	222	65	71	74	9	3	0	167	55	0	0	2	47	0	0	0	0	0	0	0	5	2	0	0	1	0	0	0	0	210	12	
FCM	1731	1485	193	53	0	0	0	30	87	0	0	23	10	0	0	0	0	0	0	0	77	0	0	0	0	0	0	0	0	1731	0	
HS/EHS	389	33	22	26	155	149	4	298	91	0	0	0	2	18	0	0	0	0	2	6	0	40	13	15	0	0	0	0	3	81	308	
HV	474	150	166	153	5	0	0	393	81	0	0	1	79	0	0	0	2	0	0	0	0	0	0	0	0	0	0	0	0	469	5	
LEA	5500	23	27	371	2606	2188	285	2489	3011	1	0	4	19	20	0	0	0	4	6	6	3	677	1669	20	80	0	157	22	344	421	5079	
CFC #16 Child & Family Connections, 201 W Springfield Ave, Ste 508 & 509, , Champaign, IL 61820 - Chris Johnson																																
DCFS	200	53	73	46	20	8	0	0	0	0	0	0	0	0	0	0	0	0	0	0	0	0	0	0	0	0	0	0	0	172	28	
EI	215	52	79	75	7	2	0	61	154	0	0	21	76	5	0	0	0	0	0	0	70	3	0	0	0	0	0	0	0	206	9	

Screenings Reported by CFC/CPS/DCFS and Agencies Represented / FY2019

Agency Type	Total Screened	Screenings of Children involved with DCFS							# of Children Ages 0 to 3 Referred to										# of Children Ages 3 to 5 Referred to						Sub-Totals											
		Ages (in Months)							Not Referred	Total Referred	Family Services	Children of Teen Wards	In Foster Care	LEA EI	LEA (ECSE)	PI (EHS)	Child Care Program	Other HV	Multiple Services	Rescreening	LEA (ECSE)	PFA	HS	Child Care Program	Other HV	Multiple Services	Rescreening	Ages 0-35 mos.	Ages 36-61+ mos.							
		0-11	12-23	24-35	36-47	48-60	61+																													
CFC #21 Child & Family Connections, Regional Office of Education #13, 4 Eagle Center, Ste 4, O'Fallon, IL 62269 - Terri Kampwerth																																				
DCFS	489	131	136	95	70	57	0	0	0	0	0	0	0	0	0	0	0	0	0	0	0	0	0	0	0	0	0	0	0	0	0	0	0	0	362	127
FCM	2882	2595	192	95	0	0	0	0	0	0	0	0	0	0	0	0	0	0	0	0	0	0	0	0	0	0	0	0	0	0	0	0	0	2882	0	
HV	147	40	52	52	2	0	0	117	30	4	6	0	9	0	0	0	1	1	0	0	23	0	0	0	0	0	0	0	0	0	0	0	0	144	2	
LEA	1554	62	103	316	712	345	15	475	891	3	5	11	18	19	3	3	15	19	17	8	5	108	739	10	66	0	112	99	42	481	1072					
PI	176	49	67	56	3	0	0	140	36	0	1	0	15	0	0	0	1	1	0	0	24	0	0	0	0	0	0	0	0	0	0	0	172	3		
WIC	1984	555	587	322	294	212	0	1962	22	0	0	0	22	0	0	0	0	0	0	0	0	0	0	0	0	0	0	0	0	0	0	0	1464	506		
CFC #22 Child & Family Connections, Regional Office of Education #13, 660 W Noleman St, Centralia, IL 62801 - Nicole Van Hise																																				
CC	617	69	107	141	126	173	1	48	569	0	0	0	91	0	0	0	281	0	0	149	287	34	0	0	281	0	0	103	281	317	300					
DCFS	254	85	56	62	29	22	0	0	0	0	0	0	0	0	0	0	0	0	0	0	0	0	0	0	0	0	0	0	0	0	0	0	203	51		
EI	20	4	3	13	0	0	0	13	7	0	0	0	3	0	0	0	0	0	4	0	0	0	0	0	0	0	0	0	0	0	0	20	0			
FCM	1408	1249	97	62	0	0	0	0	0	0	0	0	0	0	0	0	0	0	0	0	0	0	0	0	0	0	0	0	0	0	0	0	1408	0		
HS/EHS	281	25	31	42	95	80	8	151	130	1	0	10	5	0	97	0	1	0	0	15	13	3	13	14	1	0	0	1	1	98	183					
HV	407	67	133	125	44	38	0	302	105	1	0	0	13	0	0	0	0	87	0	0	0	0	5	0	0	0	0	0	0	0	0	325	82			
LEA	596	7	5	148	200	158	78	437	159	0	0	1	0	0	0	0	0	0	13	0	0	6	133	2	0	0	10	7	0	160	436					
CFC #23 Child & Family Connections, Wabash & Ohio Valley Special Education Dist., 800 S Division St, Norris City, IL 62869 - Charity Heifner																																				
CC	330	8	13	21	13	18	4	0	77	0	0	0	3	0	0	0	42	0	0	3	42	5	0	0	35	0	0	5	35	42	35					
CFC	2537	20	28	52	16	18	4	67	72	0	0	0	11	0	0	0	28	0	0	0	28	3	0	0	33	0	0	3	33	100	38					
DCFS	81	20	32	19	5	5	0	0	0	0	0	0	0	0	0	0	0	0	0	0	0	0	0	0	0	0	0	0	0	0	71	10				
DT	0	0	0	0	0	0	0	0	0	0	0	0	0	0	0	0	0	0	0	0	0	0	0	0	0	0	0	0	0	0	0	0	0			
FCM	532	479	34	19	0	0	0	0	0	0	0	0	0	0	0	0	0	0	0	0	0	0	0	0	0	0	0	0	0	0	0	532	0			
HS/EHS	855	81	94	133	226	320	0	802	46	0	0	0	6	0	4	0	0	0	10	0	0	1	15	0	0	0	16	1	5	308	546					
LEA	6486	30	78	122	629	258	4	43	1037	0	0	2	49	0	0	0	159	0	7	27	166	32	653	0	233	0	156	54	314	230	891					
PI	4	1	2	1	0	0	0	0	0	0	0	0	0	0	0	0	0	0	0	0	0	0	0	0	0	0	0	0	0	0	4	0				
WIC	352	247	102	2	0	0	0	247	105	0	0	4	4	0	0	0	0	0	0	4	71	0	0	0	0	0	0	0	0	0	0	351	0			
CFC #24 Child & Family Connections, Archway, Inc., 2751 W Main, PO Box 1180, Carbondale, IL 62901-1180 - Lindsay Baskin																																				
CC	207	25	29	59	45	49	0	0	207	0	0	0	18	0	0	0	113	0	0	38	53	11	0	0	93	0	0	24	49	113	94					
CFC	39	2	7	21	6	1	2	9	30	0	0	1	6	0	12	2	7	0	0	0	0	0	0	0	1	0	2	0	0	30	9					
DCFS	71	34	25	9	3	0	0	0	0	0	0	0	0	0	0	0	0	0	0	0	0	0	0	0	0	0	0	0	0	0	68	3				
EI	13	0	2	3	5	1	2	9	4	0	0	0	1	0	0	0	0	0	0	0	0	0	0	0	1	0	2	0	0	5	8					
FCM	764	681	74	9	0	0	0	0	0	0	0	0	0	0	0	0	0	0	0	0	0	0	0	0	0	0	0	0	0	0	0	764	0			

Screenings Reported by CFC/CPS/DCFS and Agencies Represented / FY2019

Agency Type	Total Screened	Ages (in Months)						Not Referred	Total Referred	Screenings of Children involved with DCFS			# of Children Ages 0 to 3 Referred to								# of Children Ages 3 to 5 Referred to					Sub-Totals					
		0-11	12-23	24-33	36-47	48-60	61+			In Intact Family Services	Children of Teen Wards	In Foster Care	LEA EI	LEA (ECSE)	EHS	PI (center-based)	Child Care Program	HV	Other Services	Multiple Services	Rescreening	LEA (ECSE)	PFA	HS	Child Care Program	Other HV Services	Multiple Services	Rescreening	Ages 0-35 mos.	Ages 36-61+ mos.	
HS/EHS	330	0	0	3	127	185	15	325	5	0	0	6	0	0	0	0	0	0	0	0	1	18	0	0	0	0	0	0	3	327	
HV	542	155	165	169	45	7	0	409	133	0	0	0	2	0	0	33	0	94	1	6	0	0	0	4	0	1	0	2	0	489	52
LEA	468	19	28	66	206	147	2	92	376	0	0	0	4	5	0	9	2	63	6	56	54	25	265	12	0	0	6	23	48	113	355
CFC #25 Child & Family Connections, Options & Advocacy for McHenry Co., 365 Millennium Dr, Ste A, Crystal Lake, IL 60012 - Susan Beckman																															
CC	935	72	137	158	220	339	9	855	80	4	0	1	21	0	0	3	0	0	0	0	44	6	0	0	0	6	2	0	367	568	
CFC	902	226	331	330	5	10	0	24	878	0	0	0	874	0	0	0	0	0	2	0	0	0	0	0	0	2	0	0	887	15	
DCFS	53	6	22	16	5	4	0	0	0	0	0	0	0	0	0	0	0	0	0	0	0	0	0	0	0	0	0	0	44	9	
FCM	737	676	44	17	0	0	0	0	0	0	0	0	0	0	0	0	0	0	0	0	0	0	0	0	0	0	0	0	737	0	
HS/EHS	154	0	0	0	78	74	2	71	83	0	0	0	0	0	0	0	0	0	0	0	3	0	0	0	0	0	0	0	0	154	
LEA	1088	21	34	103	541	341	48	204	875	5	0	9	5	29	0	6	0	82	17	3	4	179	508	0	1	0	20	12	36	158	930
Chicago Health Department / Clinics, , , , -																															
DCFS	290	66	95	88	32	9	0	0	0	0	0	0	0	0	0	0	0	0	0	0	0	0	0	0	0	0	0	0	249	41	
FCM	10520	9965	441	114	0	0	0	0	0	0	0	0	0	0	0	0	0	0	0	0	0	0	0	0	0	0	0	0	10520	0	
Chicago Public Schools, Office of Diverse Learner Supports & Services, 42 W Madison St, 2nd Floor, Chicago, IL 60602 - Dr. Stephanie Jones																															
LEA	4964	183	440	822	1475	1289	764	2765	1562	0	0	0	196	0	0	0	0	0	0	0	329	597	0	0	0	0	0	0	769	1445	3528
DCFS/Erikson Institute Statewide, 451 North LaSalle Street, , Chicago, IL 60654 - Andria Goss																															
DCFS	1169	463	309	297	81	12	7	0	0	801	0	0	408	4	295	0	0	299	189	8	365	69	0	85	0	1	45	6	2	1069	100

Screenings Reported by CFC/CPS/DCFS and Screening Tools Utilized / FY2019

Screening Tool	Total Screened	Ages (in Months)						Not Referred	Total Referred	Screenings of Children involved with DCFS			# of Children Ages 0 to 3 Referred to								# of Children Ages 3 to 5 Referred to																
		0-11	12-23	24-35	36-47	48-60	61+			In Intact Family Services	Children of Teen Wards	In Foster Care	LEA EI	LEA (ECSE)	EHS	PI (center-based)	Child Care Program	HV	Other Services	Multiple Services	Rescreening	LEA (ECSE)	PFA	HS	Child Care Program	Other HV Services	Multiple Services	Rescreening									
CFC #04	Child & Family Connections, DayOne PACT, 1551 E Fabyan Pkwy, Geneva, IL 60134 - Ellana Mavromatis																																				
ASQ	201	22	27	37	57	50	10	159	42	0	0	0	1	0	0	0	0	0	0	0	0	0	0	0	0	0	0	12	23	0	0	0	11	0	5		
ASQ-3	1461	162	206	201	480	409	3	807	654	0	0	2	25	1	0	0	0	0	0	0	0	0	0	0	0	0	17	55	487	0	0	0	18	1	36		
ASQ:SE	447	24	17	33	224	140	9	183	264	0	0	0	7	1	0	0	0	0	0	0	0	0	0	0	0	0	4	85	136	0	0	0	9	56	81		
ASQ:SE-2	394	93	115	99	60	27	1	325	69	0	0	0	9	0	0	0	0	0	0	0	0	0	0	0	0	0	11	8	31	0	0	0	0	0	10		
BAT	52	0	0	7	26	19	0	5	47	0	0	0	1	1	0	0	0	0	0	0	0	0	0	0	0	0	3	8	22	0	0	0	9	0	0		
BRIG	431	0	0	29	216	178	3	12	419	0	0	0	0	9	0	0	0	0	0	0	0	0	0	0	0	0	10	5	0	22	382	0	0	0	33	16	29
BRIG-3	131	0	0	0	63	68	0	131	0	0	0	0	0	0	0	0	0	0	0	0	0	0	0	0	0	0	0	0	0	0	0	0	0	0	0		
DENVER	47	6	6	9	8	8	10	46	1	0	0	0	1	0	0	0	0	0	0	0	0	0	0	0	0	0	0	0	0	0	0	0	0	0	0		
DIAL	60	0	0	7	27	18	0	38	17	0	0	0	0	0	0	0	0	0	0	0	0	0	0	0	0	0	0	17	0	0	0	0	0	0	0		
DIAL-4	414	13	5	10	209	167	10	230	184	0	0	0	1	1	0	0	0	0	0	0	0	0	0	0	0	0	1	69	113	0	0	0	2	56	68		
GOLD	108	16	21	28	26	19	0	106	2	0	0	0	0	0	0	0	0	0	0	0	0	0	0	0	0	0	0	0	0	0	0	0	11	0	2		
Play-Based	22	0	0	0	10	12	0	7	15	0	0	0	0	0	0	0	0	0	0	0	0	0	0	0	0	0	0	10	1	0	0	0	0	0	3		
PLS	251	0	0	0	153	90	8	79	172	0	0	0	0	0	0	0	0	0	0	0	0	0	0	0	0	0	0	69	105	0	0	0	0	56	54		
PLS-5	86	0	0	0	58	27	1	37	49	0	0	0	0	0	0	0	0	0	0	0	0	0	0	0	0	0	0	8	31	0	0	0	0	0	10		
Speed DIAL-4	345	0	1	10	180	151	3	19	326	0	0	0	2	1	0	0	0	0	0	0	0	0	0	0	0	0	2	17	210	0	0	0	82	0	13		
CFC #05	Child & Family Connections, DayOne PACT, 750 Warrenville Rd, Ste 300, Lisle, IL 60532 - Marianne McGuire																																				
ASQ	421	2	5	41	233	127	9	98	323	0	0	1	17	7	0	0	0	0	0	0	0	0	0	0	0	0	14	99	76	22	0	0	13	15	89		
ASQ-3	2273	232	336	580	657	446	22	1013	1259	2	0	0	141	131	3	1	4	99	54	21	171	184	352	19	2	1	17	13	83	83	83	83	83	83			
ASQ:SE	1030	140	190	296	266	120	16	535	493	0	0	1	52	12	0	0	2	97	5	6	19	102	72	17	2	1	18	2	98	98	98	98	98	98			
ASQ:SE-2	275	39	51	79	66	39	1	63	212	0	0	0	18	18	0	0	0	1	23	6	71	40	22	0	0	0	2	12	7	7	7	7	7	7			
BRIG	12	0	0	0	10	2	0	4	8	0	0	0	0	0	0	0	0	0	0	0	0	6	2	0	0	0	0	0	0	0	0	0	0	0	0		
CIP	137	0	0	18	86	27	6	33	104	0	0	0	0	3	0	0	0	0	0	12	0	2	30	44	0	0	0	0	0	0	0	0	0	0	13		
DECA I/T - DECA-C	3	1	0	2	0	0	0	1	2	0	0	0	2	0	0	0	0	0	0	0	0	0	0	0	0	0	0	0	0	0	0	0	0	0			
DIAL	336	0	0	34	184	114	4	61	275	0	0	4	0	7	0	0	0	0	0	24	0	0	29	205	0	0	0	2	0	8	8	8	8	8			
DIAL-4	324	0	0	19	205	98	2	100	224	0	0	0	0	0	0	4	4	0	0	0	0	55	163	2	0	0	8	14	2	2	2	2	2				
ESI-R	18	1	0	2	13	2	0	7	11	0	0	0	2	0	0	0	0	0	0	0	0	0	0	0	0	9	0	0	0	0	0	0	0	0			
Play-Based	37	0	0	3	26	8	0	29	8	0	0	0	0	0	0	0	0	0	0	0	0	8	0	0	0	0	0	0	0	0	0	0	0	0			
PLS	12	0	0	0	10	2	0	4	8	0	0	0	0	0	0	0	0	0	0	0	0	6	2	0	0	0	0	0	0	0	0	0	0	0			
Speed DIAL-4	115	0	0	0	73	42	0	16	99	0	0	0	0	0	0	0	0	0	0	0	0	0	79	0	0	0	13	1	8	8	8	8	8				
TPBA	235	1	5	38	113	67	8	43	192	0	0	0	15	7	0	0	0	0	0	0	0	67	0	2	0	0	0	0	0	0	0	0	0	88			

Screenings Reported by CFC/CPS/DCFS and Screening Tools Utilized / FY2019

Screening Tool	Total Screened	Ages (in Months)							Not Referred	Total Referred	Screenings of Children involved with DCFS			# of Children Ages 0 to 3 Referred to								# of Children Ages 3 to 5 Referred to												
		0-11	12-23	24-35	36-47	48-60	61+	In Intact Family Services			Children of Teen Wards	In Foster Care	LEA EI	LEA (ECSE)	EHS	PI (center-based)	Child Care Program	HV	Other Services	Multiple Services	Rescreening	LEA (ECSE)	PFA	HS	Child Care Program	Other HV Services	Multiple Services	Rescreening						
CFC #06 Child & Family Connections, Clearbrook, 1835 W Central Rd, Arlington Heights, IL 60005 - Jason Tietz																																		
ASQ	164	0	2	27	83	51	1	53	111	0	0	1	0	22	0	0	0	0	0	0	0	0	0	0	0	0	14	41	0	19	0	11	0	4
ASQ-2	73	0	0	2	35	35	1	45	28	0	0	0	0	0	0	0	0	0	0	0	0	0	0	0	0	1	0	0	0	0	0	3	5	13
ASQ-3	826	21	45	98	441	208	13	375	445	1	0	2	30	19	0	0	0	17	9	0	2	84	291	7	1	0	56	6	3					
ASQ:SE	18	0	0	1	5	12	0	3	15	0	0	0	1	0	0	0	0	0	0	0	0	11	0	0	0	0	3	0	0					
ASQ:SE-2	458	19	38	47	257	88	9	257	195	1	0	1	20	0	0	0	0	17	1	0	0	1	111	7	1	0	52	0	2					
BAT	418	19	38	42	231	81	7	228	190	1	0	1	20	0	0	0	0	17	1	0	0	1	111	7	1	0	47	0	2					
BRIG	14	0	0	0	5	9	0	8	6	0	0	0	0	0	0	0	0	0	0	0	0	3	0	0	0	0	2	1	0					
DIAL	200	3	10	48	81	45	13	101	99	0	0	1	10	22	0	0	0	0	0	0	0	5	40	0	0	0	0	0	0	22				
DIAL-4	549	2	5	62	290	178	12	153	396	0	0	0	5	34	0	0	0	0	11	1	4	110	239	0	0	0	26	1	22					
ESI	98	0	0	2	46	49	1	53	45	0	0	0	0	0	0	0	0	0	0	0	1	11	0	0	0	0	3	5	19					
Play-Based	187	2	5	16	104	59	1	82	105	0	0	0	5	1	0	0	0	0	8	0	2	13	133	0	0	0	0	0	0					
Speed DIAL-4	194	0	0	2	96	92	4	46	148	0	0	0	0	0	0	0	0	0	0	0	0	30	59	17	19	0	20	6	3					
TPBA	40	0	0	5	26	7	2	29	5	0	0	0	0	0	0	0	0	0	0	0	0	0	0	0	0	0	5	0	0					
CFC #07 Child & Family Connections, Suburban Access, Inc. One Westbrook Corporate Ctr, Ste 640, Westchester, IL 60154 - Jo Ann Alferink																																		
ASQ	63	10	16	14	10	11	2	30	32	0	0	0	7	1	0	0	0	5	0	6	0	10	10	0	0	0	0	0	0	1				
ASQ-3	36	6	11	17	2	0	0	30	6	0	0	0	3	1	0	0	0	0	0	0	0	0	0	0	0	0	0	0	0					
ASQ:SE	77	13	24	25	9	5	1	57	19	0	0	0	5	2	0	0	0	0	0	0	0	10	0	0	0	0	0	0	1					
BRIG	4	0	0	3	0	1	0	0	4	0	0	0	0	3	0	0	0	0	0	0	0	0	1	0	0	0	0	0	0					
DIAL-4	321	0	1	24	130	159	7	29	291	0	0	0	1	9	0	0	0	0	0	0	3	50	218	0	0	0	6	0	1					
DIAL-R	128	0	0	28	45	39	1	0	128	0	0	0	4	5	0	0	0	0	24	0	0	0	95	0	0	0	0	0	0					
CFC #12 Child & Family Connections, Easter Seals of Metropolitan Chicago, 17300 S Ozark Ave - North Bldg, Tinley Park, IL 60477 - Peter Byrne																																		
ASQ	8	1	3	3	1	0	0	0	8	0	0	0	2	0	0	0	0	7	0	0	0	0	2	0	0	0	0	0	0					
ASQ-3	343	41	53	70	95	82	5	80	265	0	0	2	10	1	0	0	1	56	4	0	1	50	150	0	0	3	0	4	4					
ASQ:SE	192	17	23	35	51	62	4	44	148	0	0	0	3	0	0	0	1	8	4	0	0	12	131	0	0	0	0	0	0					
ASQ:SE-2	21	8	4	5	4	0	0	0	21	0	0	0	0	0	0	0	0	17	0	0	0	0	1	0	0	3	0	0	0					
DIAL	36	0	0	2	17	16	1	11	25	0	0	0	0	2	0	0	0	0	0	0	0	7	16	0	0	0	0	0	0					
DIAL-4	1492	22	31	60	661	635	83	956	538	49	0	4	3	5	0	0	1	20	5	0	3	63	342	0	0	0	52	10	59					
ESI	62	0	0	0	25	37	0	59	3	0	0	0	0	0	0	0	0	0	0	0	0	0	0	0	0	0	0	0	0					
ESI-K	91	0	0	0	32	56	3	78	13	0	0	0	0	0	0	0	0	0	0	0	0	0	0	0	0	0	6	1	8					
ESI-P	91	0	0	0	32	56	3	78	13	0	0	0	0	0	0	0	0	0	0	0	0	0	0	0	0	0	6	1	8					
PET	6	0	3	3	0	0	0	0	6	0	0	0	2	0	0	0	0	6	0	0	0	0	1	0	0	0	0	0	0					

Screenings Reported by CFC/CPS/DCFS and Screening Tools Utilized / FY2019

Screening Tool	Total Screened	Ages (in Months)							Not Referred	Total Referred	Screenings of Children involved with DCFS			# of Children Ages 0 to 3 Referred to								# of Children Ages 3 to 5 Referred to							
		0-11	12-23	24-35	36-47	48-60	61+	In Intact Family Services			Children of Teen Wards	In Foster Care	LEA EI	LEA (ECSE)	EHS	PI (center-based)	Child Care Program	HV	Other Services	Multiple Services	Rescreening	LEA (ECSE)	PFA	HS	Child Care Program	Other HV Services	Multiple Services	Rescreening	
Social His	24	7	5	4	8	3	0	1	25	0	0	1	4	0	0	0	0	14	0	0	0	0	11	0	0	0	0	0	
Speed DIAL-4	106	0	0	6	58	42	0	103	3	0	0	3	0	0	0	0	0	0	0	0	3	0	0	0	0	0	0		
CFC #13 Child & Family Connections, Regional Office of Education #26, 130 S Lafayette St, Ste 200, Macomb, IL 61455 - Chuck Farr																													
ASQ	198	58	59	71	10	0	0	146	52	6	0	17	7	1	0	0	0	3	0	0	9	0	37	0	0	0	0	0	
ASQ-3	13	4	5	4	0	0	0	3	10	0	0	0	3	0	0	0	0	1	0	0	4	0	2	0	0	0	0	0	
ASQ:SE	198	58	59	71	10	0	0	146	52	6	0	17	7	1	0	0	0	3	0	0	9	0	37	0	0	0	0	0	
DIAL	38	1	0	7	24	6	0	12	26	0	0	0	0	0	0	0	0	0	0	0	0	26	0	0	0	0	0	0	
DIAL-4	41	0	0	0	31	10	0	0	41	0	0	0	0	0	0	0	0	0	0	0	5	36	0	0	0	0	0	0	
ESI	43	0	1	6	23	13	0	28	15	0	0	0	0	0	0	0	0	0	0	0	4	0	0	0	0	0	0	11	
Speed DIAL-4	32	0	0	9	19	4	0	0	32	1	0	1	2	1	0	0	0	1	5	0	0	23	0	0	0	0	0	0	
CFC #14 Child & Family Connections, 3000 W Rohmann Ave., West Peoria, IL 61604 - Michelle Harr																													
ASQ	426	45	42	77	179	82	1	262	164	0	0	1	4	0	0	3	0	0	0	0	14	0	100	0	0	0	6	3	31
ASQ-3	182	9	28	47	59	39	0	101	81	10	0	5	22	1	0	0	0	1	0	0	18	14	24	0	0	0	5	0	2
ASQ:SE-2	64	11	8	5	34	6	0	21	43	0	0	2	0	0	0	0	0	0	0	0	0	40	0	0	0	0	11	11	0
BAT	224	0	0	13	127	80	4	127	97	0	0	0	0	0	0	0	0	2	1	1	1	0	0	0	0	0	41	45	20
BDI-2 NU	13	2	2	8	1	0	0	9	4	0	0	0	0	0	0	0	0	4	0	0	0	0	0	0	0	0	0	0	0
BRIG	253	19	19	47	99	68	1	101	152	0	0	6	4	6	0	3	0	0	2	0	2	10	115	0	0	0	11	1	5
BRIG-3	780	0	0	86	453	229	12	15	765	17	0	54	0	4	0	51	0	0	1	0	20	80	572	0	0	0	78	0	27
DENVER	9	0	0	0	6	3	0	8	1	0	0	0	0	0	0	0	0	0	0	0	0	0	0	0	0	0	1	0	0
DIAL-4	196	0	1	6	103	81	5	79	117	7	0	5	0	0	0	0	0	0	0	0	0	21	80	1	2	0	26	12	10
ESI-R	87	0	0	8	45	32	2	6	81	0	0	1	0	3	0	0	0	0	5	0	0	6	60	0	0	0	8	0	2
Fluharty	224	0	0	13	127	80	4	127	97	0	0	0	0	0	0	0	0	2	1	1	1	0	0	0	0	0	41	45	20
HAPP-3	29	0	0	5	12	12	0	8	21	0	0	5	0	5	0	0	0	0	1	0	0	10	0	0	0	0	10	1	1
Hearing	181	16	18	32	69	45	1	74	107	0	0	0	3	0	0	3	0	0	0	0	0	0	100	0	0	0	0	0	1
PLS	9	0	0	0	6	3	0	8	1	0	0	0	0	0	0	0	0	0	0	0	0	0	0	0	0	0	1	0	0
PLS-4	206	0	0	24	128	51	3	133	73	0	0	0	0	0	0	0	0	0	0	0	14	0	0	0	0	0	13	3	43
SESI	15	0	0	0	0	0	15	4	11	0	0	0	0	0	0	0	0	0	0	0	0	0	0	0	0	0	8	0	3
CFC #15 Child & Family Connections, Services of Will, Grundy, & Kankakee Counties, Inc., 2300 Glenwood Ave, Joliet, IL 60435 - Rachel Cimino																													
ASQ	439	67	78	93	116	83	2	176	263	0	0	2	54	0	0	0	0	4	0	0	5	42	144	0	1	0	10	0	3
ASQ-3	739	264	215	163	52	45	0	546	193	0	0	24	92	0	0	0	2	0	0	0	77	11	2	0	0	0	0	0	9
ASQ:SE	2126	1	10	55	950	981	129	1322	804	0	0	0	9	0	0	0	0	0	4	0	2	74	348	4	14	0	74	1	276

Screenings Reported by CFC/CPS/DCFS and Screening Tools Utilized / FY2019

Screening Tool	Total Screened	Ages (in Months)							Not Referred	Total Referred	Screenings of Children involved with DCFS			# of Children Ages 0 to 3 Referred to								# of Children Ages 3 to 5 Referred to								
		0-11	12-23	24-35	36-47	48-60	61+	In Intact Family Services			Children of Teen Wards	In Foster Care	LEA EI	LEA (ECSE)	PI EHS	Child Care Program	HV	Other Services	Multiple Services	Rescreening	LEA (ECSE)	PFA	HS	Child Care Program	Other HV Services	Multiple Services	Rescreening			
ASQ:SE-2	103	12	32	40	1	18	0	96	7	0	0	1	5	0	0	0	0	0	2	0	0	0	0	0	0	0	0			
BRIG	1740	1	10	93	768	737	131	1006	734	0	0	0	9	0	0	0	0	0	4	0	2	75	463	4	14	0	75	1	89	
BRIG-3	300	7	10	24	134	121	4	219	81	0	0	0	2	18	0	0	0	0	2	6	0	32	13	15	0	0	0	0	1	
DIAL	258	1	5	11	132	101	8	9	249	0	0	0	7	0	0	0	0	0	0	0	0	85	86	0	65	0	1	0	8	
DIAL-4	2725	23	10	242	1311	994	145	1035	1690	1	0	4	3	12	0	0	0	0	0	0	1	510	1047	1	1	0	71	21	26	
CFC #16 Child & Family Connections, 201 W Springfield Ave, Ste 508 & 509, Champaign, IL 61820 - Chris Johnson																														
ASQ	270	44	57	85	67	17	0	164	106	1	0	2	10	5	10	0	0	0	18	0	7	0	50	0	0	0	4	0	2	
ASQ-3	1719	483	422	300	270	237	7	1470	249	3	0	2	69	3	0	0	0	0	1	0	4	36	120	0	0	0	11	0	5	
ASQ:SE	1955	509	443	310	373	310	10	1522	433	3	0	5	33	0	6	0	0	0	4	0	0	54	326	0	0	0	10	0	0	
BRIG	87	0	0	10	48	24	5	66	21	0	0	0	2	0	0	0	0	0	1	0	4	6	2	0	0	0	1	0	5	
DENVER II	127	35	43	41	6	2	0	20	107	0	0	21	33	2	0	0	0	0	0	0	70	2	0	0	0	0	0	0	0	
DIAL	238	2	3	2	172	49	10	15	223	0	0	2	0	1	0	0	0	0	0	0	0	29	157	0	0	0	36	0	0	
DIAL-4	580	0	0	19	369	186	6	85	495	3	0	7	2	2	0	0	0	0	8	0	0	105	328	1	27	1	18	0	3	
EOWPVT	107	5	8	7	54	27	6	81	26	0	0	0	0	0	1	0	0	0	0	0	0	0	17	2	1	0	5	0	0	
ESI	107	5	8	7	54	27	6	81	26	0	0	0	0	0	1	0	0	0	0	0	0	0	17	2	1	0	5	0	0	
ESI-R	279	1	0	5	161	104	8	34	245	0	0	3	0	0	0	0	0	0	0	0	0	26	219	0	0	0	0	0	0	
HAPP-3	22	0	0	0	15	7	0	10	12	0	0	0	0	0	0	0	0	0	0	0	0	1	11	0	0	0	0	0	0	
TPBA	134	0	0	34	76	24	0	35	99	1	0	2	1	5	4	0	0	0	14	0	7	1	61	0	0	0	4	0	2	
CFC #17 Child & Family Connections, ROE of Adams/Pike Counties, 510 Maine St, Ste 615, Quincy, IL 62301 - Kara Hoffman																														
ASQ-3	217	31	50	61	55	0	0	196	21	0	0	0	3	0	0	0	0	3	0	3	0	0	2	0	0	0	0	0	0	4
ASQ:SE	102	18	33	41	9	0	0	99	3	0	0	0	3	0	0	0	0	3	0	3	0	0	0	0	0	0	0	0	0	0
DIAL	1025	0	0	99	499	376	50	780	245	13	0	5	2	0	0	0	0	0	0	0	28	16	0	0	0	0	0	0	0	200
CFC #18 Child & Family Connections, Sangamon Co. Public Health Department, 2833 S Grand Ave, E, Springfield, IL 62703 - Lisa McGlothlin																														
ASQ	66	14	25	28	0	0	0	25	41	0	0	0	8	0	0	0	0	39	0	3	1	0	0	0	0	0	0	0	0	
BRIG	68	0	0	14	36	18	0	42	26	3	0	1	0	0	0	0	0	0	8	0	3	0	54	0	14	0	0	0	2	
BRIG-3	55	0	0	0	40	15	0	0	55	0	0	1	0	0	0	0	0	0	0	0	0	0	55	1	0	0	8	17	20	
DIAL-4	45	0	0	11	25	9	0	37	7	0	0	1	0	1	0	0	0	0	0	0	0	3	3	0	0	0	0	0	3	
CFC #19 Child & Family Connections, Macon Co. Community Mental Health Board, 132 S Water St, Ste 604, Decatur, IL 62523 - Amy Farmer																														
ASQ	143	39	55	49	0	0	0	139	4	21	0	7	4	0	0	0	0	0	0	0	0	0	0	0	0	0	0	0	0	0
ASQ:SE	143	39	55	49	0	0	0	139	4	21	0	7	4	0	0	0	0	0	0	0	0	0	0	0	0	0	0	0	0	0

